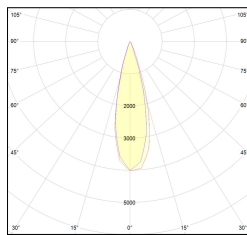
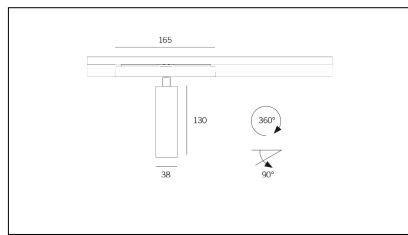
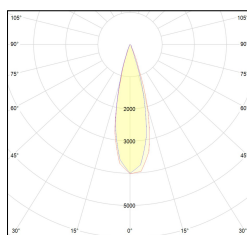
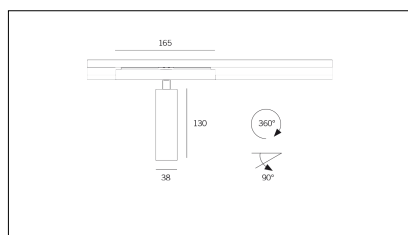



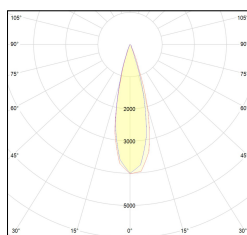
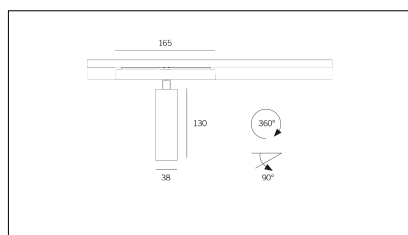
# MACROLUX



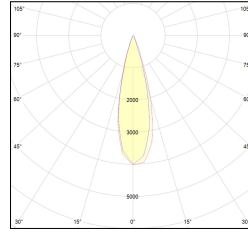
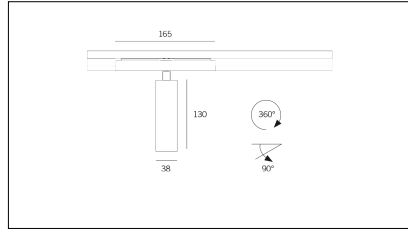
| Article code           | Article                                    | Colour    | Light Temperature (°K) | Beam angle (°) | Additional colour | Size (mm) | Watt (W) |
|------------------------|--|-----------|------------------------|----------------|-------------------|-----------|----------|
| 2015.0130.08.22        | TORCH/T8/130-22 8.6W 250mA 26°             | Black (2) | 3000                   | 26             | Black (2)         | 130       | 8,6      |
| 2015.0130.08.2700.22   | TORCH/T8/130-22 8.6W 250mA 26° 2700°K      | Black (2) | 2700                   | 26             | Black (2)         | 130       | 8,6      |
| 2015.0130.08.4000.22   | TORCH/T8/130-22 8.6W 250mA 26° 4000°K      | Black (2) | 4000                   | 26             | Black (2)         | 130       | 8,6      |
| 2015.0130.0810.22      | TORCH/T8/130-22 8.6W 250mA 26° DALI        | Black (2) | 3000                   | 26             | Black (2)         | 130       | 8,6      |
| 2015.0130.0810.2700.22 | TORCH/T8/130-22 8.6W 250mA 26° 2700°K DALI | Black (2) | 2700                   | 26             | Black (2)         | 130       | 8,6      |
| 2015.0130.0810.4000.22 | TORCH/T8/130-22 8.6W 250mA 26° 4000°K DALI | Black (2) | 4000                   | 26             | Black (2)         | 130       | 8,6      |



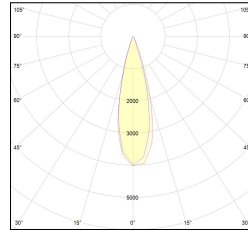
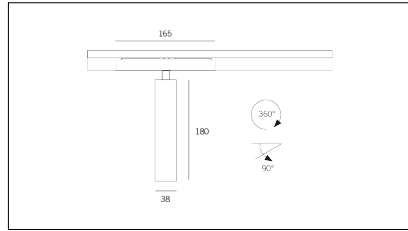
| Article code            | Article                                     | Colour    | Light Temperature (°K) | Beam angle (°) | Additional colour | Size (mm) | Watt (W) |
|-------------------------|---|-----------|------------------------|----------------|-------------------|-----------|----------|
| 2015.0130.08.2700.296   | TORCH/T8/130-296 8.6W 250mA 26° 2700°K      | Black (2) | 2700                   | 26             | Bronze (96)       | 130       | 8,6      |
| 2015.0130.08.296        | TORCH/T8/130-296 8.6W 250mA 26°             | Black (2) | 3000                   | 26             | Bronze (96)       | 130       | 8,6      |
| 2015.0130.08.4000.296   | *TORCH T8                                   | Black (2) | 4000                   | 26             | Bronze (96)       | 130       | 8,6      |
| 2015.0130.0810.2700.296 | TORCH/T8/130-296 8.6W 250mA 26° 2700°K DALI | Black (2) | 2700                   | 26             | Bronze (96)       | 130       | 8,6      |
| 2015.0130.0810.296      | TORCH/T8/130-296 8.6W 250mA 26° DALI        | Black (2) | 3000                   | 26             | Bronze (96)       | 130       | 8,6      |
| 2015.0130.0810.4000.296 | TORCH/T8/130-296 8.6W 250mA 26° 4000°K DALI | Black (2) | 4000                   | 26             | Bronze (96)       | 130       | 8,6      |



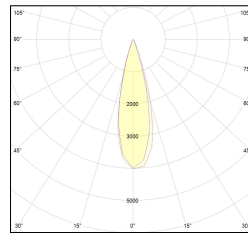
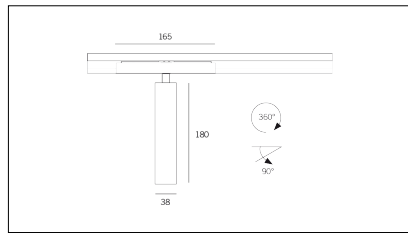
| Article code           | Article                                    | Colour    | Light Temperature (°K) | Beam angle (°) | Additional colour | Size (mm) | Watt (W) |
|------------------------|--|-----------|------------------------|----------------|-------------------|-----------|----------|
| 2015.0130.08.2700.42   | TORCH/T8/130-42 8.6W 250mA 26° 2700°K      | White (4) | 2700                   | 26             | Black (2)         | 130       | 8,6      |
| 2015.0130.08.4000.42   | TORCH/T8/130-42 8.6W 250mA 26° 4000°K      | White (4) | 4000                   | 26             | Black (2)         | 130       | 8,6      |
| 2015.0130.08.42        | TORCH/T8/130-42 8.6W 250mA 26°             | White (4) | 3000                   | 26             | Black (2)         | 130       | 8,6      |
| 2015.0130.0810.2700.42 | TORCH/T8/130-42 8.6W 250mA 26° 2700°K DALI | White (4) | 2700                   | 26             | Black (2)         | 130       | 8,6      |
| 2015.0130.0810.4000.42 | TORCH/T8/130-42 8.6W 250mA 26° 4000°K DALI | White (4) | 4000                   | 26             | Black (2)         | 130       | 8,6      |
| 2015.0130.0810.42      | TORCH/T8/130-42 8.6W 250mA 26° DALI        | White (4) | 3000                   | 26             | Black (2)         | 130       | 8,6      |



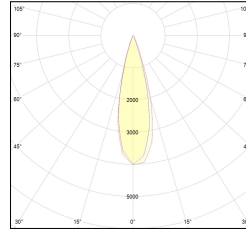
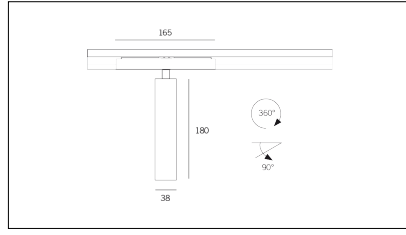
| Article code            | Article                                     | Colour    | Light Temperature (°K) | Beam angle (°) | Additional colour | Size (mm) | Watt (W) |
|-------------------------|---|-----------|------------------------|----------------|-------------------|-----------|----------|
| 2015.0130.08.2700.496   | TORCH/T8/130-496 8.6W 250mA 26° 2700°K      | White (4) | 2700                   | 26             | Bronze (96)       | 130       | 8,6      |
| 2015.0130.08.4000.496   | *TORCH T8                                   | White (4) | 4000                   | 26             | Bronze (96)       | 130       | 8,6      |
| 2015.0130.08.496        | TORCH/T8/130-496 8.6W 250mA 26°             | White (4) | 3000                   | 26             | Bronze (96)       | 130       | 8,6      |
| 2015.0130.0810.2700.496 | TORCH/T8/130-496 8.6W 250mA 26° 2700°K DALI | White (4) | 2700                   | 26             | Bronze (96)       | 130       | 8,6      |
| 2015.0130.0810.4000.496 | *TORCH T8                                   | White (4) | 4000                   | 26             | Bronze (96)       | 130       | 8,6      |
| 2015.0130.0810.496      | TORCH/T8/130-496 8.6W 250mA 26° DALI        | White (4) | 3000                   | 26             | Bronze (96)       | 130       | 8,6      |



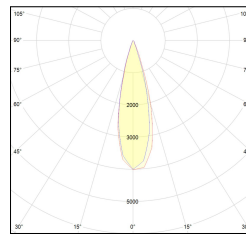
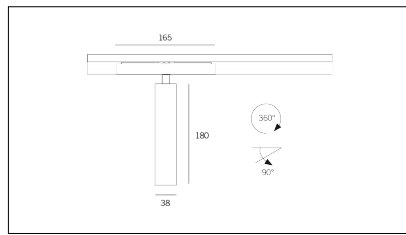
| Article code           | Article                                    | Colour    | Light Temperature (°K) | Beam angle (°) | Additional colour | Size (mm) | Watt (W) |
|------------------------|--|-----------|------------------------|----------------|-------------------|-----------|----------|
| 2015.0180.08.22        | TORCH/T8/180-22 8.6W 250mA 26°             | Black (2) | 3000                   | 26             | Black (2)         | 180       | 8,6      |
| 2015.0180.08.2700.22   | TORCH/T8/180-22 8.6W 250mA 26° 2700°K      | Black (2) | 2700                   | 26             | Black (2)         | 180       | 8,6      |
| 2015.0180.08.4000.22   | *TORCH T8                                  | Black (2) | 4000                   | 26             | Black (2)         | 180       | 8,6      |
| 2015.0180.0810.22      | TORCH/T8/180-22 8.6W 250mA 26° DALI        | Black (2) | 3000                   | 26             | Black (2)         | 180       | 8,6      |
| 2015.0180.0810.2700.22 | TORCH/T8/180-22 8.6W 250mA 26° 2700°K DALI | Black (2) | 2700                   | 26             | Black (2)         | 180       | 8,6      |
| 2015.0180.0810.4000.22 | *TORCH T8                                  | Black (2) | 4000                   | 26             | Black (2)         | 180       | 8,6      |



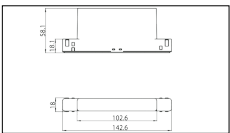
| Article code            | Article                              | Colour    | Light Temperature (°K) | Beam angle (°) | Additional colour | Size (mm) | Watt (W) |
|-------------------------|--------------------------------------|-----------|------------------------|----------------|-------------------|-----------|----------|
| 2015.0180.08.2700.296   | *TORCH T8                            | Black (2) | 2700                   | 26             | Bronze (96)       | 180       | 8,6      |
| 2015.0180.08.296        | TORCH/T8/180-296 8.6W 250mA 26°      | Black (2) | 3000                   | 26             | Bronze (96)       | 180       | 8,6      |
| 2015.0180.08.4000.296   | *TORCH T8                            | Black (2) | 4000                   | 26             | Bronze (96)       | 180       | 8,6      |
| 2015.0180.0810.2700.296 | *TORCH T8                            | Black (2) | 2700                   | 26             | Bronze (96)       | 180       | 8,6      |
| 2015.0180.0810.296      | TORCH/T8/180-296 8.6W 250mA 26° DALI | Black (2) | 3000                   | 26             | Bronze (96)       | 180       | 8,6      |
| 2015.0180.0810.4000.296 | *TORCH T8                            | Black (2) | 4000                   | 26             | Bronze (96)       | 180       | 8,6      |



| Article code           | Article                               | Colour    | Light Temperature (°K) | Beam angle (°) | Additional colour | Size (mm) | Watt (W) |
|------------------------|---------------------------------------|-----------|------------------------|----------------|-------------------|-----------|----------|
| 2015.0180.08.2700.42   | TORCH/T8/180-42 8.6W 250mA 26° 2700°K | White (4) | 2700                   | 26             | Black (2)         | 180       | 8,6      |
| 2015.0180.08.4000.42   | *TORCH T8                             | White (4) | 4000                   | 26             | Black (2)         | 180       | 8,6      |
| 2015.0180.08.42        | TORCH/T8/180-42 8.6W 250mA 26°        | White (4) | 3000                   | 26             | Black (2)         | 180       | 8,6      |
| 2015.0180.0810.2700.42 | *TORCH T8                             | White (4) | 2700                   | 26             | Black (2)         | 180       | 8,6      |
| 2015.0180.0810.4000.42 | *TORCH T8                             | White (4) | 4000                   | 26             | Black (2)         | 180       | 8,6      |
| 2015.0180.0810.42      | TORCH/T8/180-42 8.6W 250mA 26° DALI   | White (4) | 3000                   | 26             | Black (2)         | 180       | 8,6      |



| Article code            | Article                              | Colour    | Light Temperature (°K) | Beam angle (°) | Additional colour | Size (mm) | Watt (W) |
|-------------------------|--------------------------------------|-----------|------------------------|----------------|-------------------|-----------|----------|
| 2015.0180.08.2700.496   | *TORCH T8                            | White (4) | 2700                   | 26             | Bronze (96)       | 180       | 8,6      |
| 2015.0180.08.4000.496   | *TORCH T8                            | White (4) | 4000                   | 26             | Bronze (96)       | 180       | 8,6      |
| 2015.0180.08.496        | TORCH/T8/180-496 8.6W 250mA 26°      | White (4) | 3000                   | 26             | Bronze (96)       | 180       | 8,6      |
| 2015.0180.0810.2700.496 | *TORCH T8                            | White (4) | 2700                   | 26             | Bronze (96)       | 180       | 8,6      |
| 2015.0180.0810.4000.496 | *TORCH T8                            | White (4) | 4000                   | 26             | Bronze (96)       | 180       | 8,6      |
| 2015.0180.0810.496      | TORCH/T8/180-496 8.6W 250mA 26° DALI | White (4) | 3000                   | 26             | Bronze (96)       | 180       | 8,6      |



| Article code | Name                            | Description   | Colour    | Driver's type | Watt (W) |
|--------------|---------------------------------|---|-----------|---------------|----------|
| 1.1200EN1812 | DALIGATE 48V CASAMBI - Box Nero | Interfaccia Bluetooth-DALI compatibile con sistemi Bluetooth CASAMBI - Consumo 8W | Black (2) | CASAMBI       | 8        |