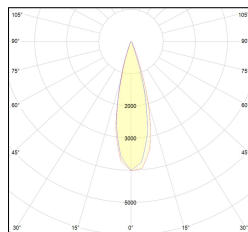
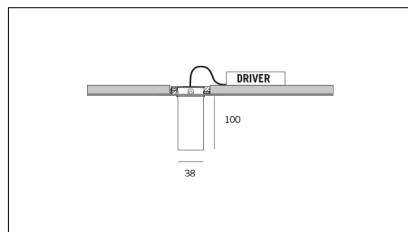
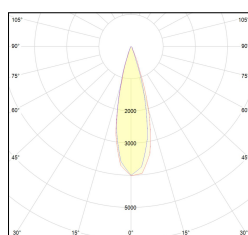
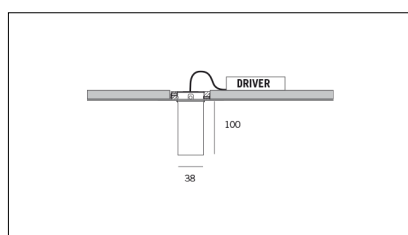


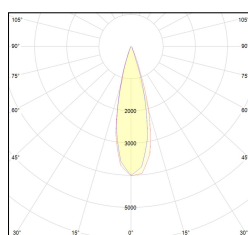
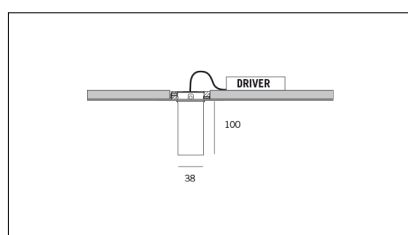
MACROLUX



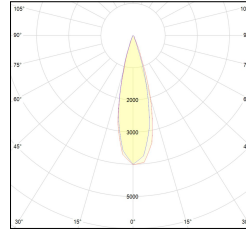
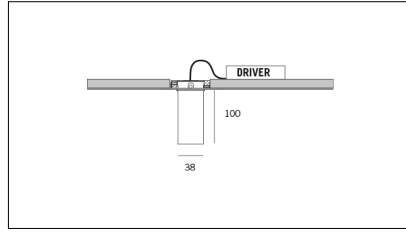
Article code	Article	Colour	Light Temperature (°K)	Beam angle (°)	Additional colour	Type of recessed	Watt (W)
2015.0100.02.22	TORCH/T2/100-22 8.6W 250mA 26°	Black (2)	3000	26	Black (2)	Plasterboard	8,6
2015.0100.02.2700.22	TORCH/T2/100-22 8.6W 250mA 26° 2700°K	Black (2)	2700	26	Black (2)	Plasterboard	8,6
2015.0100.02.4000.22	TORCH/T2/100-22 8.6W 250mA 26° 4000°K	Black (2)	4000	26	Black (2)	Plasterboard	8,6
2015.0100.0210.22	TORCH/T2/100-22 8.6W 250mA 26° DALI	Black (2)	3000	26	Black (2)	Plasterboard	8,6
2015.0100.0210.2700.22	TORCH/T2/100-22 8.6W 250mA 26° 2700°K DALI	Black (2)	2700	26	Black (2)	Plasterboard	8,6
2015.0100.0210.4000.22	TORCH/T2/100-22 8.6W 250mA 26° 4000°K DALI	Black (2)	4000	26	Black (2)	Plasterboard	8,6



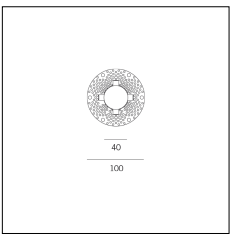
Article code	Article	Colour	Light Temperature (°K)	Beam angle (°)	Additional colour	Type of recessed	Watt (W)
2015.0100.02.2700.296	TORCH/T2/100-296 8.6W 250mA 26° 2700°K	Black (2)	2700	26	Bronze (96)	Plasterboard	8,6
2015.0100.02.296	TORCH/T2/100-296 8.6W 250mA 26°	Black (2)	3000	26	Bronze (96)	Plasterboard	8,6
2015.0100.02.4000.296	*TORCH/T2	Black (2)	4000	26	Bronze (96)	Plasterboard	8,6
2015.0100.0210.2700.296	torch t2/26/2700-296#	Black (2)	2700	26	Bronze (96)	Plasterboard	8,6
2015.0100.0210.296	torch t2/26/3000-296#	Black (2)	3000	26	Bronze (96)	Plasterboard	8,6
2015.0100.0210.4000.296	torch t2/26/4000-296#	Black (2)	4000	26	Bronze (96)	Plasterboard	8,6



Article code	Article	Colour	Light Temperature (°K)	Beam angle (°)	Additional colour	Type of recessed	Watt (W)
2015.0100.02.2700.42	TORCH/T2/100-42 8.6W 250mA 26° 2700°K	White (4)	2700	26	Black (2)	Plasterboard	8,6
2015.0100.02.4000.42	*TORCH/T2	White (4)	4000	26	Black (2)	Plasterboard	8,6
2015.0100.02.42	TORCH/T2/100-42 8.6W 250mA 26°	White (4)	3000	26	Black (2)	Plasterboard	8,6
2015.0100.0210.2700.42	TORCH/T2/100-42 8.6W 250mA 26° 2700°K DALI	White (4)	2700	26	Black (2)	Plasterboard	8,6
2015.0100.0210.4000.42	torch t2/26/4000-42#	White (4)	4000	26	Black (2)	Plasterboard	8,6
2015.0100.0210.42	TORCH/T2/100-42 8.6W 250mA 26° DALI	White (4)	3000	26	Black (2)	Plasterboard	8,6



Article code	Article	Colour	Light Temperature (°K)	Beam angle (°)	Additional colour	Type of recessed	Watt (W)
2015.0100.02.2700.496	TORCH/T2/100-496 8.6W 250mA 26° 2700°K	White (4)	2700	26	Bronze (96)	Plasterboard	8,6
2015.0100.02.4000.496	TORCH/T2/100-496 8.6W 250mA 26° 4000°K	White (4)	4000	26	Bronze (96)	Plasterboard	8,6
2015.0100.02.496	TORCH/T2/100-496 8.6W 250mA 26°	White (4)	3000	26	Bronze (96)	Plasterboard	8,6
2015.0100.0210.2700.496	torch t2/26/2700-496#	White (4)	2700	26	Bronze (96)	Plasterboard	8,6
2015.0100.0210.4000.496	torch t2/26/4000-496#	White (4)	4000	26	Bronze (96)	Plasterboard	8,6
2015.0100.0210.496	torch t2/26/3000-496#	White (4)	3000	26	Bronze (96)	Plasterboard	8,6



Article code	Name	Description	Type of recessed
2015.0000	TORCH/PK	Plaster kit per proiettore ad incasso TORCH	Plasterboard