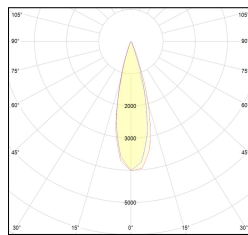
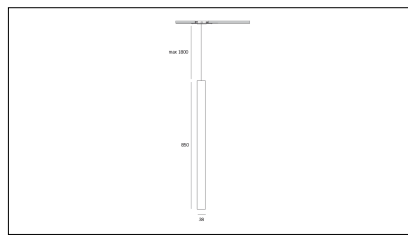
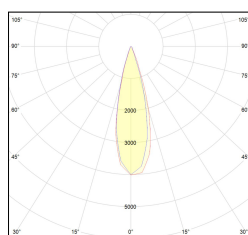
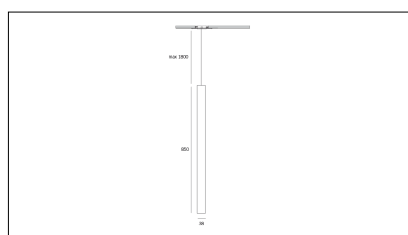


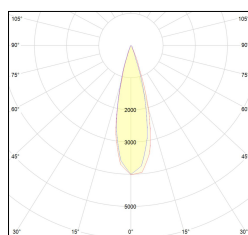
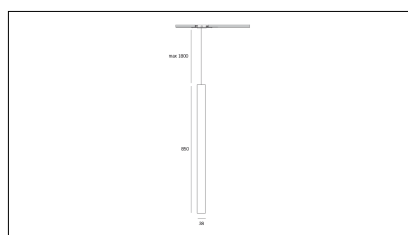
MACROLUX



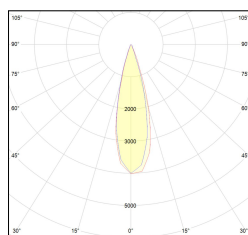
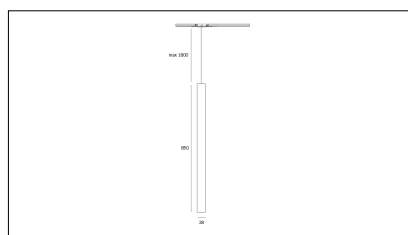
Article code	Article	Colour	Light Temperature (°K)	Beam angle (°)	Additional colour	Watt (W)
2015.850.00.04.22	TORCH/T4/HS-22 8.6W 250mA 26°	Black (2)	3000	26	Black (2)	8,6
2015.850.00.04.2700.22	TORCH/T4/HS-22 8.6W 250mA 26° 2700°K	Black (2)	2700	26	Black (2)	8,6
2015.850.00.04.4000.22	TORCH/T4/HS-22 8.6W 250mA 26° 4000°K	Black (2)	4000	26	Black (2)	8,6
2015.850.00.0410.22	TORCH/T4/HS-22 8.6W 250mA 26° DALI	Black (2)	3000	26	Black (2)	8,6
2015.850.00.0410.2700.22	torch t4 recessed/26/2700-22#	Black (2)	2700	26	Black (2)	8,6
2015.850.00.0410.4000.22	TORCH/T4/HS-22 8.6W 250mA 26° 4000°K DALI	Black (2)	4000	26	Black (2)	8,6



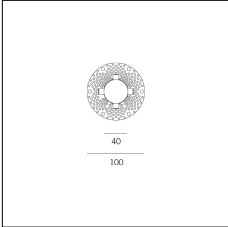
Article code	Article	Colour	Light Temperature (°K)	Beam angle (°)	Additional colour	Watt (W)
2015.850.00.04.2700.296	TORCH/T4/HS-296 8.6W 250mA 26° 2700°K	Black (2)	2700	26	Bronze (96)	8,6
2015.850.00.04.296	TORCH/T4/HS-296 8.6W 250mA 26°	Black (2)	3000	26	Bronze (96)	8,6
2015.850.00.04.4000.296	TORCH/T4/HS-296 8.6W 250mA 26° 4000°K	Black (2)	4000	26	Bronze (96)	8,6
2015.850.00.0410.2700.296	torch t4 recessed/26/2700-296#	Black (2)	2700	26	Bronze (96)	8,6
2015.850.00.0410.296	torch t4 recessed/26/3000-296#	Black (2)	3000	26	Bronze (96)	8,6
2015.850.00.0410.4000.296	torch t4 recessed/26/4000-296#	Black (2)	4000	26	Bronze (96)	8,6



Article code	Article	Colour	Light Temperature (°K)	Beam angle (°)	Additional colour	Watt (W)
2015.850.00.04.2700.42	TORCH/T4/HS-42 8.6W 250mA 26° 2700°K	White (4)	2700	26	Black (2)	8,6
2015.850.00.04.4000.42	*TORCH T4	White (4)	4000	26	Black (2)	8,6
2015.850.00.04.42	TORCH/T4/HS-42 8.6W 250mA 26°	White (4)	3000	26	Black (2)	8,6
2015.850.00.0410.2700.42	torch t4 recessed/26/2700-42#	White (4)	2700	26	Black (2)	8,6
2015.850.00.0410.4000.42	torch t4 recessed/26/4000-42#	White (4)	4000	26	Black (2)	8,6
2015.850.00.0410.42	TORCH/T4/HS-42 8.6W 250mA 26° DALI	White (4)	3000	26	Black (2)	8,6



Article code	Article	Colour	Light Temperature (°K)	Beam angle (°)	Additional colour	Watt (W)
2015.850.00.04.2700.496	TORCH/T4/HS-496 8.6W 250mA 26° 2700°K	White (4)	2700	26	Bronze (96)	8,6
2015.850.00.04.4000.496	*TORCH T4	White (4)	4000	26	Bronze (96)	8,6
2015.850.00.04.496	TORCH/T4/HS-496 8.6W 250mA 26°	White (4)	3000	26	Bronze (96)	8,6
2015.850.00.0410.2700.496	torch t4 recessed/26/2700-496#	White (4)	2700	26	Bronze (96)	8,6
2015.850.00.0410.4000.496	torch t4 recessed/26/4000-496#	White (4)	4000	26	Bronze (96)	8,6
2015.850.00.0410.496	TORCH/T4/HS-496 8.6W 250mA 26° DALI	White (4)	3000	26	Bronze (96)	8,6



Article code	Name	Description	Type of recessed
2015.0000	TORCH/PK	Plaster kit per proiettore ad incasso TORCH	Plasterboard