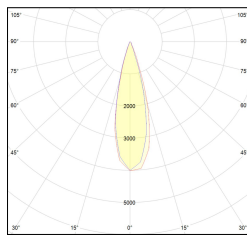
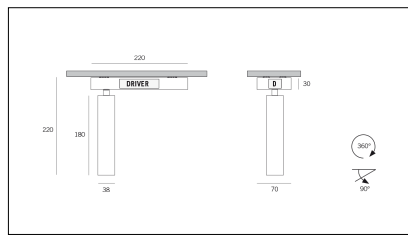

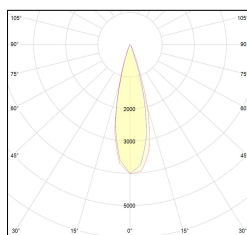
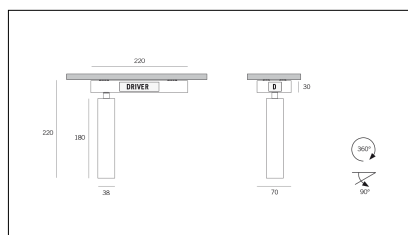



MACROLUX



Article code	Article	Colour	Light Temperature (°K)	Beam angle (°)	Additional colour	Watt (W)
2015.0180.07.22	TORCH/T7/180-22 8.6W 250mA 26°	Black (2)	3000	26	Black (2)	8,6
2015.0180.07.2700.22	TORCH/T7/180-22 8.6W 250mA 26° 2700°K	Black (2)	2700	26	Black (2)	8,6
2015.0180.07.2700.296	TORCH/T7/180-296 8.6W 250mA 26° 2700°K	Black (2)	2700	26	Bronze (96)	8,6
2015.0180.07.296	TORCH/T7/180-296 8.6W 250mA 26°	Black (2)	3000	26	Bronze (96)	8,6
2015.0180.07.4000.22	TORCH/T7/180-22 8.6W 250mA 26° 4000°K	Black (2)	4000	26	Black (2)	8,6
2015.0180.07.4000.296	TORCH/T7/180-296 8.6W 250mA 26° 4000°K	Black (2)	4000	26	Bronze (96)	8,6
2015.0180.0710.22	TORCH/T7/180-22 8.6W 250mA 26° DALI	Black (2)	3000	26	Black (2)	8,6
2015.0180.0710.2700.22	TORCH/T7/180-22 8.6W 250mA 26° 2700°K DALI	Black (2)	2700	26	Black (2)	8,6
2015.0180.0710.2700.296	TORCH/T7/180-296 8.6W 250mA 26° 2700°K DALI	Black (2)	2700	26	Bronze (96)	8,6
2015.0180.0710.296	TORCH/T7/180-296 8.6W 250mA 26° DALI	Black (2)	3000	26	Bronze (96)	8,6
2015.0180.0710.4000.22	*TORCH T7	Black (2)	4000	26	Black (2)	8,6
2015.0180.0710.4000.296	*TORCH T7	Black (2)	4000	26	Bronze (96)	8,6



Article code	Article	Colour	Light Temperature (°K)	Beam angle (°)	Additional colour	Watt (W)
2015.0180.07.2700.42	TORCH/T7/180-42 8.6W 250mA 26° 2700°K	White (4)	2700	26	Black (2)	8,6
2015.0180.07.2700.496	TORCH/T7/180-496 8.6W 250mA 26° 2700°K	White (4)	2700	26	Bronze (96)	8,6
2015.0180.07.4000.42	TORCH/T7/180-42 8.6W 250mA 26° 4000°K	White (4)	4000	26	Black (2)	8,6
2015.0180.07.4000.496	*TORCH T7	White (4)	4000	26	Bronze (96)	8,6
2015.0180.07.42	TORCH/T7/180-42 8.6W 250mA 26°	White (4)	3000	26	Black (2)	8,6
2015.0180.07.496	TORCH/T7/180-496 8.6W 250mA 26°	White (4)	3000	26	Bronze (96)	8,6
2015.0180.0710.2700.42	TORCH/T7/180-42 8.6W 250mA 26° 2700°K DALI	White (4)	2700	26	Black (2)	8,6
2015.0180.0710.2700.496	TORCH/T7/180-496 8.6W 250mA 26° 2700°K DALI	White (4)	2700	26	Bronze (96)	8,6
2015.0180.0710.4000.42	TORCH/T7/180-42 8.6W 250mA 26° 4000°K DALI	White (4)	4000	26	Black (2)	8,6
2015.0180.0710.4000.496	TORCH/T7/180-496 8.6W 250mA 26° 4000°K DALI	White (4)	4000	26	Bronze (96)	8,6
2015.0180.0710.42	TORCH/T7/180-42 8.6W 250mA 26° DALI	White (4)	3000	26	Black (2)	8,6
2015.0180.0710.496	TORCH/T7/180-496 8.6W 250mA 26° DALI	White (4)	3000	26	Bronze (96)	8,6