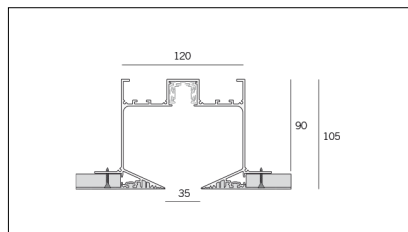




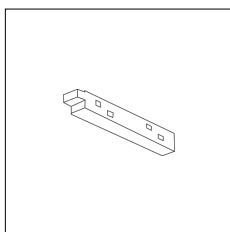
MACROLUX



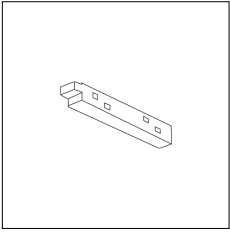
Article code	Article	Colour	Length (mm)
1305.0948.97	DARK-97 L= max 3m	Black anodize (97)	
1305.0948.K1.97	DARK/1000/48V-97	Black anodize (97)	1000
1305.0948.K2.97	DARK/2000/48V-97	Black anodize (97)	2000
1305.0948.K3.97	DARK/3000/48V-97	Black anodize (97)	3000



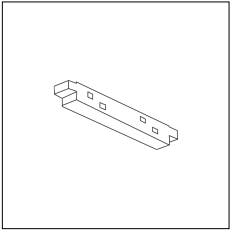
Article code	Article	Colour	Length (mm)
1305.0948.01.97	DARK/1000-97	Black anodize (97)	1000
1305.0948.02.97	DARK/2000-97	Black anodize (97)	2000
1305.0948.03.97	DARK/3000-97	Black anodize (97)	3000



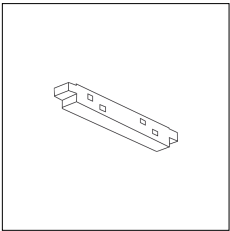
Article code	Name	Description	Colour
1305.6048.92	ME_48/AL-92	Testata di alimentazione per binario 48V a plafone - Finitura nero	Black (92)



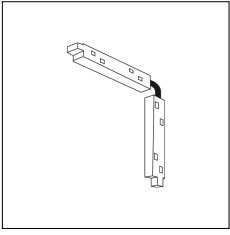
Article code	Name	Description	Colour
1305.6048.94	ME_48/AL-94	Testata di alimentazione per binario 48V a plafone - Finitura bianco	White (94)



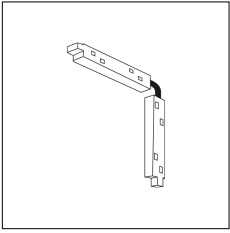
Article code	Name	Description	Colour
1305.1048.92	ME_48/GL-92	Giunzione lineare per binario 48V - Finitura nero	Black (92)



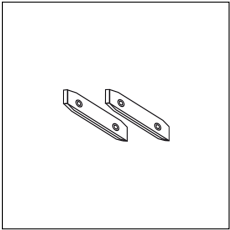
Article code	Name	Description	Colour
1305.1048.94	ME_48/GL-94	Giunzione lineare per binario 48V - Finitura bianco	White (94)



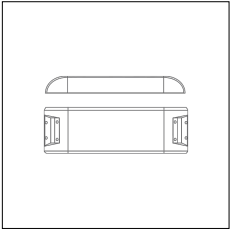
Article code	Name	Description	Colour
1305.7048.92	ME_48/GA-92	Giunzione angolare per binario 48V a plafone - Finitura nero	Black (92)



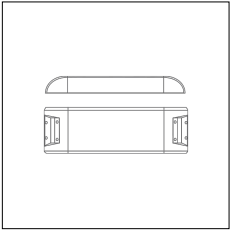
Article code	Name	Description	Colour
1305.7048.94	ME_48/GA-94	Giunzione angolare per binario 48V a plafone - Finitura bianco	White (94)



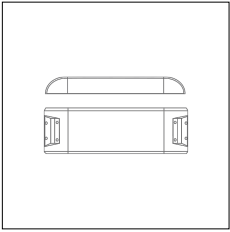
Article code	Name	Description
1312.1030	ML_30/GL	Staffe di giunzione lineare - Compatibile con ML_30, MT2_27 e MX2_27
1312.1030.10	ML_30/GL - 10 PZ	Staffe di giunzione lineare - Compatibile con ML_30, MT2_27 e MX2_27



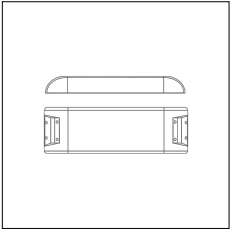
Article code	Name	Description	Watt (W)	Driver's type
1.048075	Driver Constant Voltage 77W/48V IP67	Driver Costant Voltage 48V: 200-305V/76.8W 100-180V/60W	77	On/Off



Article code	Name	Description	Watt (W)	Driver's type
1.048100	Driver Constant Voltage 96W/48V IP67	Driver Costant Voltage 48V: 200-305V/96W 100-180V/70W	96	On/Off



Article code	Name	Description	Watt (W)	Driver's type
1.048150	Driver Constant Voltage 150W/48V IP67	Driver Costant Voltage 48V: 200-305V/150W 100-180V/105W	150	On/Off



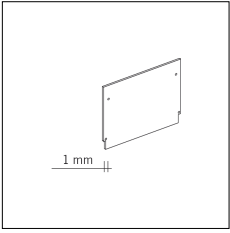
Article code	Name	Description	Watt (W)	Driver's type
1.048200	EOL_Driver Constant Voltage 200W/48V IP67	Driver Costant Voltage 48V: 100-305V/200W	200	On/Off



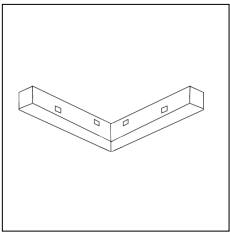
Article code	Name	Description
1305.2048	DARK/G090 (Solo taglio)	Taglio ad angolo orizzontale 90° / Horizontal corner's cut 90°



Article code	Name	Description
1305.3048	DARK/GV90 (Solo taglio)	Taglio ad angolo verticale 90° / Vertical corner's cut 90°



Article code	Name	Description	Colour
1305.8048.92	DARK/TC-92	Testata di chiusura End cap	Black (92)



Article code	Name	Description	Colour
1305.7148.92	ME_48/GO-92	Giunzione ad angolo orizzontale 90° per binario 48V a plafone - Finitura nero	Black (92)