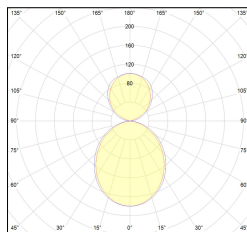
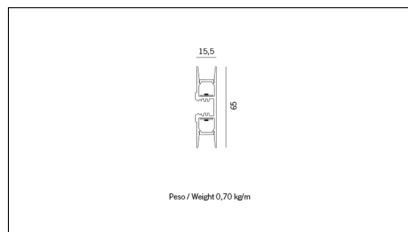

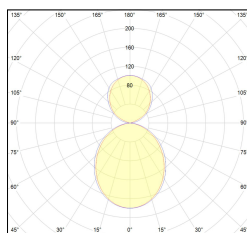
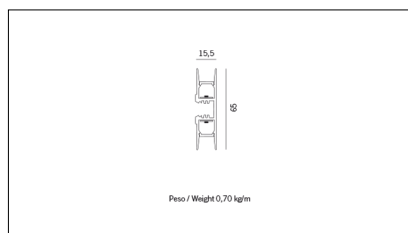


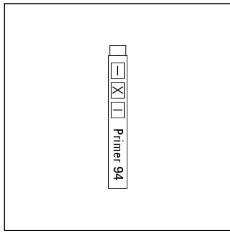
MACROLUX



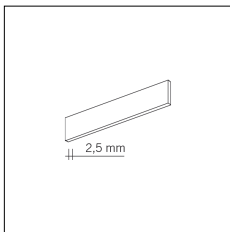
Codice Articolo	Articolo	Colore	Temperatura Luce (°K)	Potenza (W)	Lunghezza (mm)
134.0112.00.92	MD_12-92 L=max 3 m	Nero (92)			
134.0112.01.92	MD_12/3000-92 L=3m - EMPTY STANDARD	Nero (92)			3000
134.0112.01.M10.92	MD_12/3000-92 L=3m - 10x EMPTY STANDARD	Nero (92)			3000
134.0112.1000.2700.92	*MD_12	Nero (92)	2700	39,2	1000
134.0112.1000.4000.92	*MD_12	Nero (92)	4000	39,2	1000
134.0112.1000.92	MD_12/1020/DO/37W/3000°K-92	Nero (92)	3000	39,2	1000
134.0112.120.2700.92	MD_12/2x9.6W/2700°K-92 L=max 3 m	Nero (92)	2700	19,6	
134.0112.120.4000.92	MD_12/2x9.6W/4000°K-92 L=max 3 m	Nero (92)	4000	19,6	
134.0112.120.92	MD_12/2x9.6W/3000°K-92 L=max 3 m	Nero (92)	3000	19,6	
134.0112.1500.2700.92	MD_12/1520/DO/59W/2700°K-92	Nero (92)	2700	58,8	1500
134.0112.1500.4000.92	*MD_12	Nero (92)	4000	58,8	1500
134.0112.1500.92	MD_12/1520/DO/59W/3000°K-92	Nero (92)	3000	58,8	1500
134.0112.240.2700.92	MD_12/2x19.6W/2700°K-92 L=max 3 m	Nero (92)	2700	39,2	
134.0112.240.4000.92	MD_12/2x19.6W/4000°K-92 L=max 3 m	Nero (92)	4000	39,2	
134.0112.240.92	MD_12/2x19.6W/3000°K-92 L=max 3 m	Nero (92)	3000	39,2	
134.0112.500.2700.92	MD_12/520/DO/18.5W/2700°K-92	Nero (92)	2700	19,6	500
134.0112.500.4000.92	*MD_12	Nero (92)	4000	19,6	500
134.0112.500.92	MD_12/520/DO/18.5W/3000°K-92	Nero (92)	3000	19,6	500



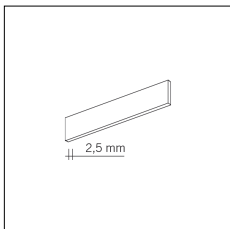
Codice Articolo	Articolo	Colore	Temperatura Luce (°K)	Potenza (W)	Lunghezza (mm)
134.0112.00.94	MD_12-94 L=max 3 m	Bianco (94)			
134.0112.01.94	MD_12/3000-94 L=3m - EMPTY STANDARD	Bianco (94)			3000
134.0112.01.M10.94	MD_12/3000-94 L=3m - 10x EMPTY STANDARD	Bianco (94)			3000
134.0112.1000.2700.94	MD_12/1020/DO/40W/2700°K-94	Bianco (94)	2700	39,2	1000
134.0112.1000.4000.94	*MD_12	Bianco (94)	4000	39,2	1000
134.0112.1000.94	MD_12/1020/DO/37W/3000°K-94	Bianco (94)	3000	39,2	1000
134.0112.120.2700.94	MD_12/2x9.6W/2700°K-94 L=max 3 m	Bianco (94)	2700	19,6	
134.0112.120.4000.94	MD_12/2x9.6W/4000°K-94 L=max 3 m	Bianco (94)	4000	19,6	
134.0112.120.94	MD_12/2x9.6W/3000°K-94 L=max 3 m	Bianco (94)	3000	19,6	
134.0112.1500.2700.94	*MD_12	Bianco (94)	2700	58,8	1500
134.0112.1500.4000.94	*MD_12	Bianco (94)	4000	58,8	1500
134.0112.1500.94	MD_12/1520/DO/59W/3000°K-94	Bianco (94)	3000	58,8	1500
134.0112.240.2700.94	MD_12/2x19.6W/2700°K-94 L=max 3 m	Bianco (94)	2700	39,2	
134.0112.240.4000.94	MD_12/2x19.6W/4000°K-94 L=max 3 m	Bianco (94)	4000	39,2	
134.0112.240.94	MD_12/2x19.6W/3000°K-94 L=max 3 m	Bianco (94)	3000	39,2	
134.0112.500.2700.94	*MD_12	Bianco (94)	2700	19,6	500
134.0112.500.4000.94	*MD_12	Bianco (94)	4000	19,6	500
134.0112.500.94	MD_12/520/DO/19.6W/3000°K-94	Bianco (94)	3000	19,6	500



Codice Articolo	Nome	Descrizione
1324.0000	STRIP LED/Primer monouso 0,66 ml	
1324.0000.10	STRIP LED/Primer monouso 0,66 ml - 10 PZ	



Codice Articolo	Nome	Descrizione	Colore
134.5112.92	MD_12/TC-92	Testata di chiusura, finitura nero / End cap, finishing black (1 pz.)	Nero (92)
134.5112.92.10	MD_12/TC-92 - 10 PZ	Testata di chiusura, finitura nero / End cap, finishing black (10 pz.)	Nero (92)



Codice Articolo	Nome	Descrizione	Colore
134.5112.94	MD_12/TC-94	Testata di chiusura, finitura bianco / End cap, finishing white (1 pz.)	Bianco (94)
134.5112.94.10	MD_12/TC-94 - 10 PZ	Testata di chiusura, finitura bianco / End cap, finishing white (10 pz.)	Bianco (94)

200 x 200

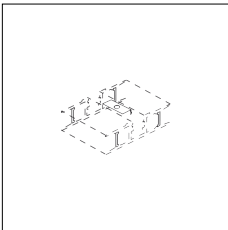
Powered by HTML.COM

Codice Articolo	Nome	Descrizione
134.2112	MD_12/G090 (Solo taglio)	Connessione ad angolo orizzontale 90°

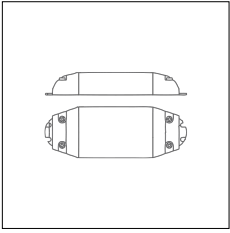
200 x 200

Powered by HTML.COM

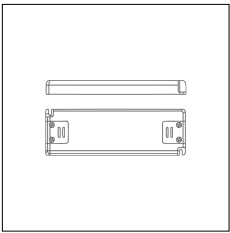
Codice Articolo	Nome	Descrizione
134.1112	MD_12/G0270 (Solo taglio)	Connessione ad angolo orizzontale 270°



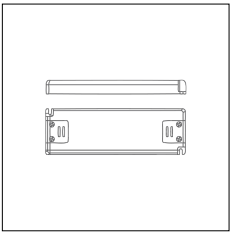
Codice Articolo	Nome	Descrizione
1320.1112	UNIVERSALE M_12 / MB_15	Ancoraggio plafone / giunto lineare - Compatibile con MTO_12, MT1_12, MX1_12 e MB_15
1320.1112.10	UNIVERSALE M_12/MB_15 - 10 PZ	Ancoraggio plafone / giunto lineare



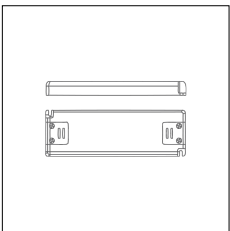
Codice Articolo	Nome	Descrizione	Potenza (W)	Tipo di Driver
1.024015	Driver LED 24V 15W IP20	Dimensioni 45 x 19 x 123 mm	15	On/Off



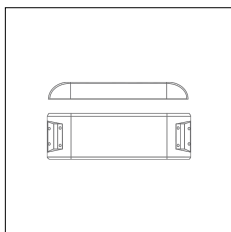
Codice Articolo	Nome	Descrizione	Potenza (W)	Tipo di Driver
1.024020	Driver LED 24V 20W IP20	Dimensioni 36 x 16 x 103 mm	20	On/Off



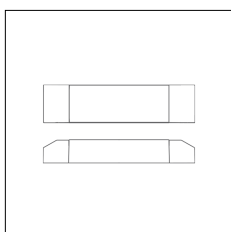
Codice Articolo	Nome	Descrizione	Potenza (W)	Tipo di Driver
1.024030	Driver LED 24V 30W IP20	Dimensioni 50 x 17 x 156 mm	30	On/Off



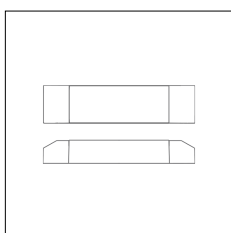
Codice Articolo	Nome	Descrizione	Potenza (W)	Tipo di Driver
1.024050	Driver LED 24V 50W IP20	Dimensioni 59 x 29 x 167 mm	50	On/Off



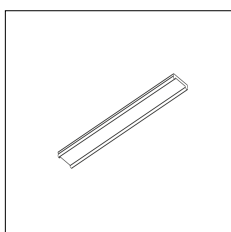
Codice Articolo	Nome	Descrizione	Potenza (W)	Tipo di Driver
1.024075	Driver LED 24V 75W IP20	Dimensioni 61 x 29 x 184 mm	75	On/Off



Codice Articolo	Nome	Descrizione	Potenza (W)
1.97759	Driver LED 24V 150W IP67	Dimensioni 69 x 37 x 206 mm	150



Codice Articolo	Nome	Descrizione	Potenza (W)
1.97745	Driver LED 24V 200W IP67	Dimensioni 69 x 37 x 206 mm	200



Codice Articolo	Nome	Descrizione	Lunghezza (mm)
1312.9112.01	ML_12/Diffusore Opale L=3m - EMPTY STANDARD	Profilo PC / Compatibile con MA_12 - Senza taglio a misura	3000