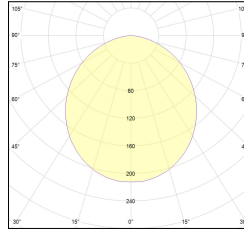
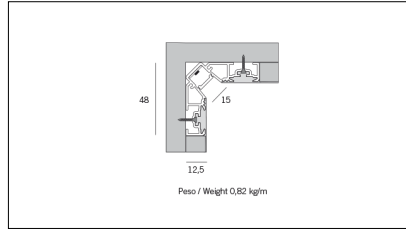

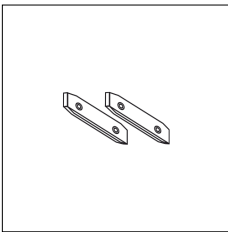


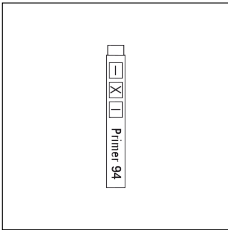
MACROLUX



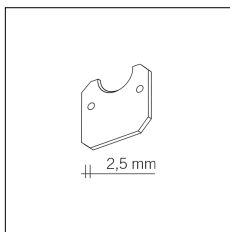
Article code	Article	Colour	Light Temperature (°K)	Watt (W)	Length (mm)
133.0090.00.94	MC_90-94 L=max 3 m	White (94)			
133.0090.01.94	MC_90/3000-94 L=3m - EMPTY STANDARD	White (94)			3000
133.0090.01.M10.94	MC_90/3000-94 L=3m - 10x EMPTY STANDARD	White (94)			3000
133.0090.120.2700.94	MC_90/9,6W/2700°K-94	White (94)	2700	9,6	
133.0090.120.4000.94	MC_90/9,6W/4000°K-94	White (94)	4000	9,6	
133.0090.120.94	MC_90/9,6W/3000°K-94	White (94)	3000	9,6	
133.0090.240.2700.94	MC_90/19,6W/2700°K-94	White (94)	2700	19,6	
133.0090.240.4000.94	MC_90/19,6W/4000°K-94	White (94)	4000	19,6	
133.0090.240.94	MC_90/19,6W/3000°K-94	White (94)	3000	19,6	



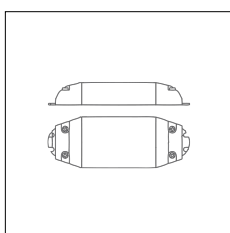
Article code	Name	Description
1312.1030	ML_30/GL	Staffe di giunzione lineare - Compatibile con ML_30, MT2_27 e MX2_27
1312.1030.10	ML_30/GL - 10 PZ	Staffe di giunzione lineare - Compatibile con ML_30, MT2_27 e MX2_27



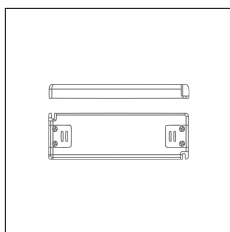
Article code	Name	Description
1324.0000	STRIP LED/Primer monouso 0,66 ml	
1324.0000.10	STRIP LED/Primer monouso 0,66 ml - 10 PZ	



Article code	Name	Description	Colour	Additional colour
133.5090.94	MC_90/TC-4	Testata di chiusura, finitura bianco - Compatibile con MC_270	White (94)	White (94)
133.5090.94.10	MC_90/TC-4 - 10 PZ	Testata di chiusura, finitura bianco - Compatibile con MC_270	White (94)	White (94)



Article code	Name	Description	Watt (W)	Driver's type
1.024015	Driver LED 24V 15W IP20	Dimensioni 45 x 19 x 123 mm	15	On/Off



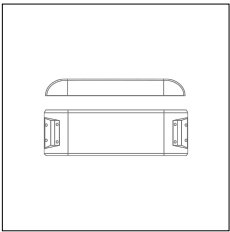
Article code	Name	Description	Watt (W)	Driver's type
1.024020	Driver LED 24V 20W IP20	Dimensioni 36 x 16 x 103 mm	20	On/Off



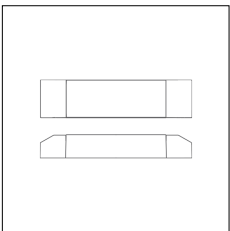
Article code	Name	Description	Watt (W)	Driver's type
1.024030	Driver LED 24V 30W IP20	Dimensioni 50 x 17 x 156 mm	30	On/Off



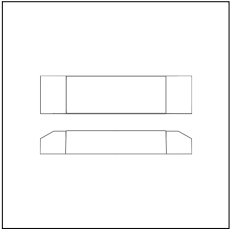
Article code	Name	Description	Watt (W)	Driver's type
1.024050	Driver LED 24V 50W IP20	Dimensioni 59 x 29 x 167 mm	50	On/Off



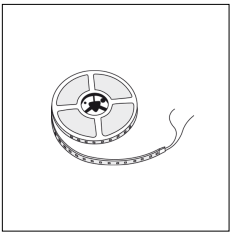
Article code	Name	Description	Watt (W)	Driver's type
1.024075	Driver LED 24V 75W IP20	Dimensioni 61 x 29 x 184 mm	75	On/Off



Article code	Name	Description	Watt (W)
1.97759	Driver LED 24V 150W IP67	Dimensioni 69 x 37 x 206 mm	150



Article code	Name	Description	Watt (W)
1.97745	Driver LED 24V 200W IP67	Dimensioni 69 x 37 x 206 mm	200



Article code	Name	Description	Watt (W)	Light Temperature (°K)
1.01.096.4000	BOBINA LED L= 5m 9,6W/m 4000°K	Strip senza taglio a misura L= 5m, con cavo di alimentazione in testa L=200 mm, potenza 9,6 W/m, 120 LED/m, divisibile per multipli di 5 cm, 1210 lm/m, 2700°K, CRI>90, alimentazione 24V, biadesivo 3M, angolo di emissione 120°, IP20.	9,6	4000