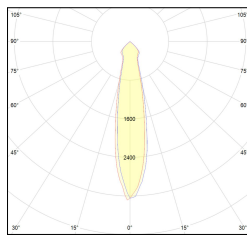
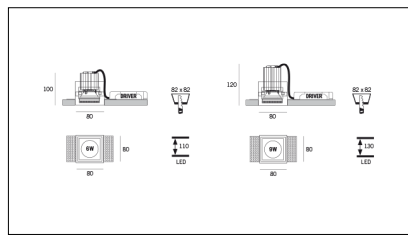
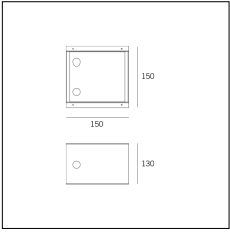


MACROLUX



Article code	Article	Colour	Light Temperature (°K)	Type of recessed	Beam angle (°)	Watt (W)
1917.0035.01.20.2	KORS-2 Led 6W 350mA 20°	Black (2)	3000	Plasterboard	25	5,8
1917.0035.01.2700.20.2	*KORS	Black (2)	2700	Plasterboard	25	5,8
1917.0035.01.2700.40.2	*KORS	Black (2)	2700	Plasterboard	34	5,8
1917.0035.01.40.2	KORS-2 Led 6W 350mA 40°	Black (2)	3000	Plasterboard	34	5,8
1917.0035.01.4000.20.2	*KORS	Black (2)	4000	Plasterboard	25	5,8
1917.0035.01.4000.40.2	*KORS	Black (2)	4000	Plasterboard	34	5,8
1917.0035.02.20.2	KORS-2 Led 8.6W 500mA 25°	Black (2)	3000	Plasterboard	25	8,6
1917.0035.02.2700.20.2	KORS-2 Led 8.6W 500mA 25° 2700°K	Black (2)	2700	Plasterboard	25	8,6
1917.0035.02.2700.34.2	*KORS	Black (2)	2700	Plasterboard	34	8,6
1917.0035.02.34.2	KORS-2 Led 8.6W 500mA 34°	Black (2)	3000	Plasterboard	34	8,6
1917.0035.02.4000.20.2	*KORS	Black (2)	4000	Plasterboard	25	8,6
1917.0035.02.4000.34.2	*KORS	Black (2)	4000	Plasterboard	34	8,6
1917.0035.03.20.2	*KORS	Black (2)	3000	Plasterboard	25	8,6
1917.0035.03.2700.20.2	*KORS	Black (2)	2700	Plasterboard	25	8,6
1917.0035.03.2700.34.2	*KORS	Black (2)	2700	Plasterboard	34	8,6
1917.0035.03.34.2	*KORS	Black (2)	3000	Plasterboard	34	8,6
1917.0035.03.4000.20.2	*KORS	Black (2)	4000	Plasterboard	25	8,6
1917.0035.03.4000.34.2	*KORS	Black (2)	4000	Plasterboard	34	8,6
1917.0035.08.20.2	KORS-2 Led 8.6W 500mA 25° DALI	Black (2)	3000	Plasterboard	25	8,6
1917.0035.08.2700.20.2	*KORS	Black (2)	2700	Plasterboard	25	8,6
1917.0035.08.2700.34.2	*KORS	Black (2)	2700	Plasterboard	34	8,6
1917.0035.08.2700.40.2	*KORS	Black (2)	2700	Plasterboard	34	8,6
1917.0035.08.34.2	*KORS	Black (2)	3000	Plasterboard	34	8,6
1917.0035.08.40.2	*KORS	Black (2)	3000	Plasterboard	34	8,6
1917.0035.08.4000.20.2	*KORS	Black (2)	4000	Plasterboard	25	8,6
1917.0035.08.4000.34.2	KORS-2 Led 9W 500mA 40° 4000°K DALI	Black (2)	4000	Plasterboard	34	8,6
1917.0035.08.4000.40.2	*KORS	Black (2)	4000	Plasterboard	34	8,6
1917.0039.01.20.2	*KORS	Black (2)	3000	Concrete	25	5,8
1917.0039.01.2700.20.2	*KORS	Black (2)	2700	Concrete	25	5,8
1917.0039.01.2700.40.2	*KORS	Black (2)	2700	Concrete	34	5,8
1917.0039.01.40.2	KORS/PK-2 Led 6W 350mA 40°	Black (2)	3000	Concrete	34	5,8
1917.0039.01.4000.20.2	*KORS	Black (2)	4000	Concrete	25	5,8
1917.0039.01.4000.40.2	*KORS	Black (2)	4000	Concrete	34	5,8
1917.0039.03.20.2	KORS/PK-2 Led 6W max 350mA 20°	Black (2)	3000	Concrete	25	5,8
1917.0039.03.2700.20.2	*KORS	Black (2)	2700	Concrete	25	5,8
1917.0039.03.2700.40.2	*KORS	Black (2)	2700	Concrete	34	5,8
1917.0039.03.40.2	*KORS	Black (2)	3000	Concrete	34	5,8
1917.0039.03.4000.20.2	*KORS	Black (2)	4000	Concrete	25	5,8
1917.0039.03.4000.40.2	*KORS	Black (2)	4000	Concrete	34	5,8



Article code	Name	Description
1916.0019	CH/1/150x150/H130	Cassa a perdere per installazione in laterizio e calcestruzzo