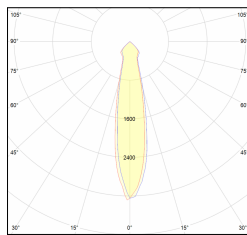
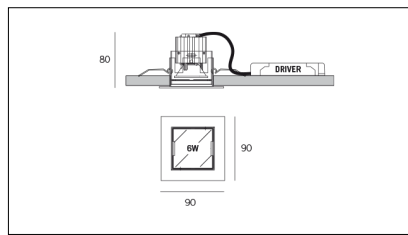
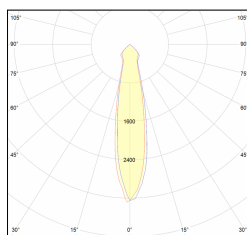
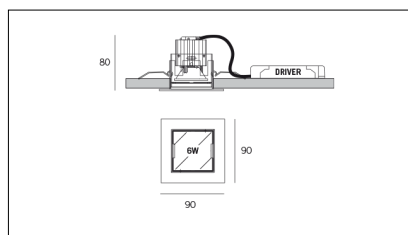


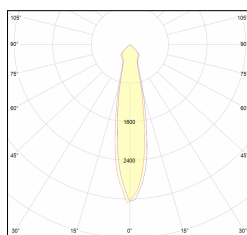
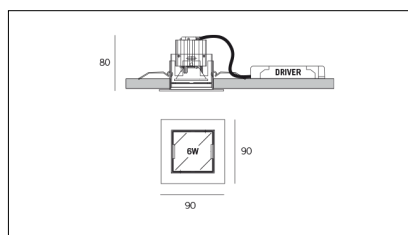
# MACROLUX



| Codice Articolo        | Articolo                    | Colore     | Temperatura Luce (°K) | Tipo di incasso | Emissione (°) | Potenza (W) |
|------------------------|-----------------------------|------------|-----------------------|-----------------|---------------|-------------|
| 1917.0101.01.20.4      | SQUA50/IP44/6W/3000°K/20°-4 | Bianco (4) | 3000                  | Cartongesso     | 25            | 6,1         |
| 1917.0101.01.2700.20.4 | SQUA50/IP44/6W/2700°K/20°-4 | Bianco (4) | 2700                  | Cartongesso     | 25            | 6,1         |
| 1917.0101.01.2700.40.4 | SQUA50/IP44/6W/2700°K/40°-4 | Bianco (4) | 2700                  | Cartongesso     | 34            | 6,1         |
| 1917.0101.01.40.4      | SQUA50/IP44/6W/3000°K/40°-4 | Bianco (4) | 3000                  | Cartongesso     | 34            | 6,1         |
| 1917.0101.01.4000.20.4 | SQUA50/IP44/6W/4000°K/20°-4 | Bianco (4) | 4000                  | Cartongesso     | 25            | 6,1         |
| 1917.0101.01.4000.40.4 | SQUA50/IP44/6W/4000°K/40°-4 | Bianco (4) | 4000                  | Cartongesso     | 34            | 6,1         |



| Codice Articolo         | Articolo                     | Colore                | Temperatura Luce (°K) | Tipo di incasso | Emissione (°) | Potenza (W) |
|-------------------------|------------------------------|-----------------------|-----------------------|-----------------|---------------|-------------|
| 1917.0101.01.20.14      | *SQUA50/IP44                 | Grigio alluminio (14) | 3000                  | Cartongesso     | 25            | 6,1         |
| 1917.0101.01.2700.20.14 | *SQUA50/IP44                 | Grigio alluminio (14) | 2700                  | Cartongesso     | 25            | 6,1         |
| 1917.0101.01.2700.40.14 | *SQUA50/IP44                 | Grigio alluminio (14) | 2700                  | Cartongesso     | 34            | 6,1         |
| 1917.0101.01.40.14      | SQUA50/IP44/6W/3000°K/40°-14 | Grigio alluminio (14) | 3000                  | Cartongesso     | 34            | 6,1         |
| 1917.0101.01.4000.20.14 | *SQUA50/IP44                 | Grigio alluminio (14) | 4000                  | Cartongesso     | 25            | 6,1         |
| 1917.0101.01.4000.40.14 | *SQUA50/IP44                 | Grigio alluminio (14) | 4000                  | Cartongesso     | 34            | 6,1         |



| Codice Articolo        | Articolo                    | Colore   | Temperatura Luce (°K) | Tipo di incasso | Emissione (°) | Potenza (W) |
|------------------------|-----------------------------|----------|-----------------------|-----------------|---------------|-------------|
| 1917.0101.01.20.2      | SQUA50/IP44/6W/3000°K/20°-2 | Nero (2) | 3000                  | Cartongesso     | 25            | 6,1         |
| 1917.0101.01.2700.20.2 | *SQUA50/IP44                | Nero (2) | 2700                  | Cartongesso     | 25            | 6,1         |
| 1917.0101.01.2700.40.2 | SQUA50/IP44/6W/2700°K/40°-2 | Nero (2) | 2700                  | Cartongesso     | 34            | 6,1         |
| 1917.0101.01.40.2      | SQUA50/IP44/6W/3000°K/40°-2 | Nero (2) | 3000                  | Cartongesso     | 34            | 6,1         |
| 1917.0101.01.4000.20.2 | *SQUA50/IP44                | Nero (2) | 4000                  | Cartongesso     | 25            | 6,1         |
| 1917.0101.01.4000.40.2 | *SQUA50/IP44                | Nero (2) | 4000                  | Cartongesso     | 34            | 6,1         |