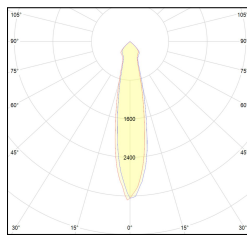
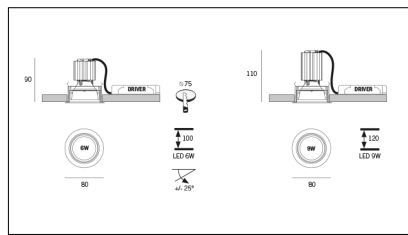
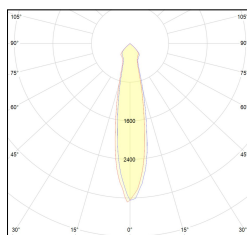
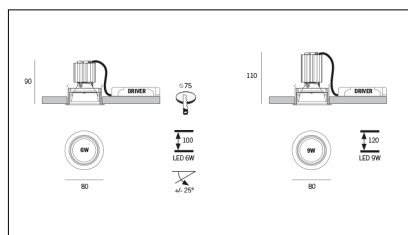


MACROLUX



Article code	Article	Colour	Light Temperature (°K)	Type of recessed	Watt (W)	Beam angle (°)
18.0008.01.20.2	R50/LED-2 6W 350mA 20°	Black (2)	3000	Plasterboard	6,1	25
18.0008.01.2700.20.2	R50/LED-2 6W 350mA 20° 2700°K	Black (2)	2700	Plasterboard	6,1	25
18.0008.01.2700.40.2	*R50	Black (2)	2700	Plasterboard	6,1	34
18.0008.01.40.2	R50/LED-2 6W 350mA 40°	Black (2)	3000	Plasterboard	6,1	34
18.0008.01.4000.20.2	*R50	Black (2)	4000	Plasterboard	6,1	25
18.0008.01.4000.40.2	*R50	Black (2)	4000	Plasterboard	6,1	34
18.0008.02.20.2	R50/LED-2 9W 500mA 25°	Black (2)	3000	Plasterboard	8,9	25
18.0008.02.2700.20.2	*R50	Black (2)	2700	Plasterboard	8,9	25
18.0008.02.2700.34.2	R50/LED-2 9W 500mA 40° 2700°K	Black (2)	2700	Plasterboard	8,9	34
18.0008.02.34.2	R50/LED-2 9W 500mA 40°	Black (2)	3000	Plasterboard	8,9	34
18.0008.02.4000.20.2	R50/LED-2 9W 500mA 20° 4000°K	Black (2)	4000	Plasterboard	8,9	25
18.0008.02.4000.34.2	R50/LED-2 9W 500mA 40° 4000°K	Black (2)	4000	Plasterboard	8,9	34
18.0008.03.20.2	*R50	Black (2)	3000	Plasterboard	8,9	25
18.0008.03.2700.20.2	*R50	Black (2)	2700	Plasterboard	8,9	25
18.0008.03.2700.34.2	*R50	Black (2)	2700	Plasterboard	8,9	34
18.0008.03.34.2	R50/LED-2 9W max 500mA 40°	Black (2)	3000	Plasterboard	8,9	34
18.0008.03.4000.20.2	*R50	Black (2)	4000	Plasterboard	8,9	25
18.0008.03.4000.34.2	*R50	Black (2)	4000	Plasterboard	8,9	34
18.0008.08.20.2	*R50	Black (2)	3000	Plasterboard	8,9	25
18.0008.08.2700.20.2	*R50	Black (2)	2700	Plasterboard	8,9	25
18.0008.08.2700.34.2	*R50	Black (2)	2700	Plasterboard	8,9	34
18.0008.08.34.2	R50/LED-2 9W 500mA 40° DALI	Black (2)	3000	Plasterboard	8,9	34
18.0008.08.4000.20.2	*R50	Black (2)	4000	Plasterboard	8,9	25
18.0008.08.4000.34.2	*R50	Black (2)	4000	Plasterboard	8,9	34



Article code	Article	Colour	Light Temperature (°K)	Type of recessed	Watt (W)	Beam angle (°)
18.0008.01.20.4	R50/LED-4 6W 350mA 20°	White (4)	3000	Plasterboard	6,1	25
18.0008.01.2700.20.4	*R50	White (4)	2700	Plasterboard	6,1	25
18.0008.01.2700.40.4	R50/LED-4 6W 350mA 40° 2700°K	White (4)	2700	Plasterboard	6,1	34
18.0008.01.40.4	R50/LED-4 6W 350mA 40°	White (4)	3000	Plasterboard	6,1	34
18.0008.01.4000.20.4	*R50	White (4)	4000	Plasterboard	6,1	25
18.0008.01.4000.40.4	*R50	White (4)	4000	Plasterboard	6,1	34
18.0008.02.20.4	R50/LED-4 9W 500mA 20°	White (4)	3000	Plasterboard	8,9	25
18.0008.02.2700.20.4	R50/LED-4 9W 500mA 20° 2700°K	White (4)	2700	Plasterboard	8,9	25
18.0008.02.2700.34.4	R50/LED-4 9W 500mA 40° 2700°K	White (4)	2700	Plasterboard	8,9	34
18.0008.02.34.4	R50/LED-4 9W 500mA 40°	White (4)	3000	Plasterboard	8,9	34
18.0008.02.4000.20.4	R50/LED-4 9W 500mA 20° 4000°K	White (4)	4000	Plasterboard	8,9	25
18.0008.02.4000.34.4	R50/LED-4 9W 500mA 40° 4000°K	White (4)	4000	Plasterboard	8,9	34
18.0008.03.20.4	R50/LED-4 9W max 500mA 20°	White (4)	3000	Plasterboard	8,9	25
18.0008.03.2700.20.4	*R50	White (4)	2700	Plasterboard	8,9	25
18.0008.03.2700.34.4	*R50	White (4)	2700	Plasterboard	8,9	34

Article code	Article	Colour	Light Temperature (°K)	Type of recessed	Watt (W)	Beam angle (°)
18.0008.03.34.4	R50/LED-4 9W max 500mA 40°	White (4)	3000	Plasterboard	8,9	34
18.0008.03.4000.20.4	*R50	White (4)	4000	Plasterboard	8,9	25
18.0008.03.4000.34.4	*R50	White (4)	4000	Plasterboard	8,9	34
18.0008.08.20.4	*R50	White (4)	3000	Plasterboard	8,9	25
18.0008.08.2700.20.4	*R50	White (4)	2700	Plasterboard	8,9	25
18.0008.08.2700.34.4	*R50	White (4)	2700	Plasterboard	8,9	34
18.0008.08.34.4	R50/LED-4 9W 500mA 40° DALI	White (4)	3000	Plasterboard	8,9	34
18.0008.08.4000.20.4	*R50	White (4)	4000	Plasterboard	8,9	25
18.0008.08.4000.34.4	*R50	White (4)	4000	Plasterboard	8,9	34