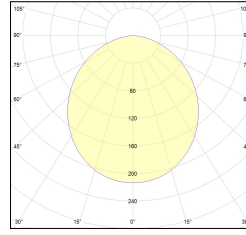
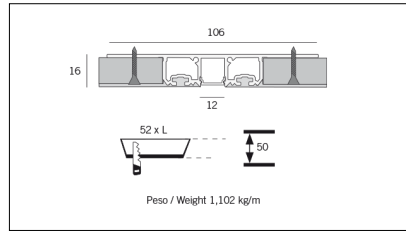

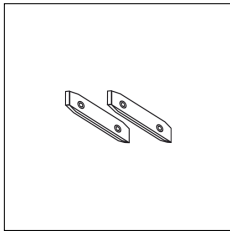


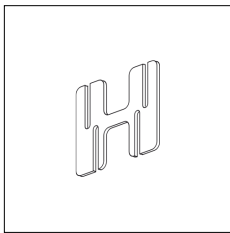
MACROLUX



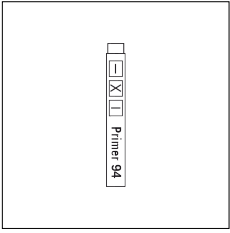
Article code	Article	Colour	Type of recessed	Light Temperature (°K)	Watt (W)	Length (mm)
1320.0212.00.94	MT2_12-94 L=max 3m	White (94)	Plasterboard			
1320.0212.01.94	MT2_12/3000-94 L=3m - EMPTY STANDARD	White (94)	Plasterboard			3000
1320.0212.01.M10.94	MT2_12/3000-94 L=3m - 10x EMPTY STANDARD	White (94)	Plasterboard			3000
1320.0212.120.2700.94	MT2_12/9,6W/2700°K-94	White (94)	Plasterboard	2700	9,6	
1320.0212.120.4000.94	MT2_12/9,6W/4000°K-94	White (94)	Plasterboard	4000	9,6	
1320.0212.120.94	MT2_12/9,6W/3000°K-94	White (94)	Plasterboard	3000	9,6	
1320.0212.240.2700.94	MT2_12/19,6W/2700°K-94	White (94)	Plasterboard	2700	19,6	
1320.0212.240.4000.94	MT2_12/18,5W/4000°K-94	White (94)	Plasterboard	4000	19,6	
1320.0212.240.94	MT2_12/19,6W/3000°K-94	White (94)	Plasterboard	3000	19,6	



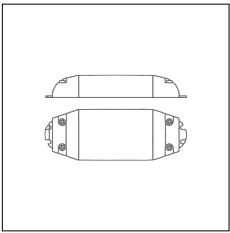
Article code	Name	Description
1312.1030	ML_30/GL	Staffe di giunzione lineare - Compatibile con ML_30, MT2_27 e MX2_27
1312.1030.10	ML_30/GL - 10 PZ	Staffe di giunzione lineare - Compatibile con ML_30, MT2_27 e MX2_27



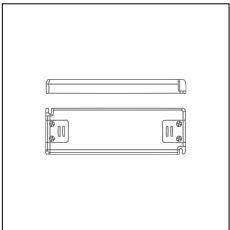
Article code	Name	Description
1324.7212.1	M2_12/KEY	Chiave per fissaggio per MX2_12 e MT2_12



Article code	Name	Description
1324.0000	STRIP LED/Primer monouso 0,66 ml	
1324.0000.10	STRIP LED/Primer monouso 0,66 ml - 10 PZ	



Article code	Name	Description	Watt (W)	Driver's type
1.024015	Driver LED 24V 15W IP20		15	On/Off



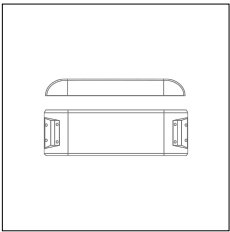
Article code	Name	Description	Watt (W)	Driver's type
1.024020	Driver LED 24V 20W IP20		20	On/Off



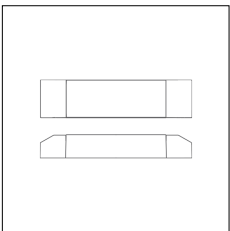
Article code	Name	Description	Watt (W)	Driver's type
1.024036	Driver LED 24V 36W IP40		36	On/Off



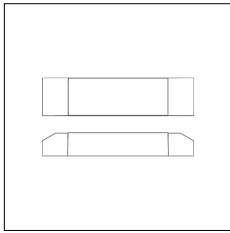
Article code	Name	Description	Watt (W)	Driver's type
1.024050	EQL_Driver LED 24V 50W IP20		50	On/Off



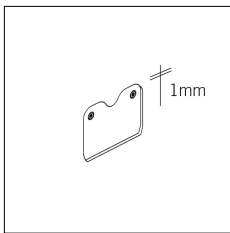
Article code	Name	Description	Watt (W)	Driver's type
1.024075	Driver LED 24V 75W IP20		75	On/Off




Article code	Name	Description	Watt (W)
1.97759	Driver LED 24V 150W IP67		150




Article code	Name	Description	Watt (W)
1.97745	Driver LED 24V 200W IP67	Dimensioni 69 x 37 x 206 mm	200



Article code	Name	Description	Colour
1320.5212.94	MT2_12/TC-4	Testata di chiusura, finitura bianco / End cap, finishing white	White (94)
1320.5212.94.10	MT2_12/TC-4 - 10 PZ	Testata di chiusura, finitura bianco / End cap, finishing white	White (94)



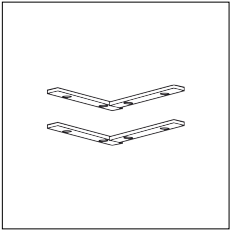
Article code	Name	Description
1320.2212	MT2_12/G090 (Solo taglio)	Taglio ad angolo orizzontale 90° / horizontal corner's cut 90°




Article code	Name	Description
1320.3212	MT2_12/GV90 (Solo taglio)	Taglio ad angolo verticale 90° / Vertical corner's cut 90°




Article code	Name	Description
1320.4212	MT2_12/GV270 (Solo taglio)	Taglio ad angolo verticale 270°/Vertical 270° corner's cut



Article code	Name	Description
1312.2030.1	ML_30/GAO	Accessori per giunzione angolare orizzontale - Compatibilità con ML_30, MA2_35, MX2_27, MT2_27, MX2_12 e MT2_12



Article code	Name	Description
1324.9212	M2_12/Diffusore Opale L= max 3m	Profilo PC Opale / Compatibile con MX1_12, MT2_12, MX2_12, MC_90 e MC_270 - Taglio a misura



Article code	Name	Description
1324.9212.01	M2_12/Diffusore Opale L=3m - EMPTY STANDARD	Profilo PC Opale / Compatibile con MX1_12, MT2_12, MX2_12, MC_90 e MC_270 - Senza taglio a misura