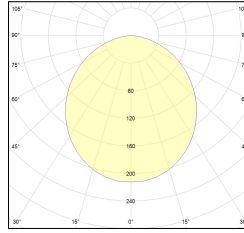
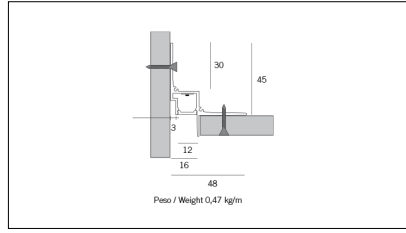
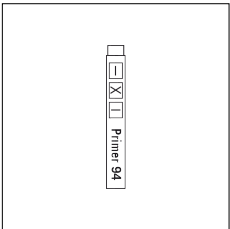


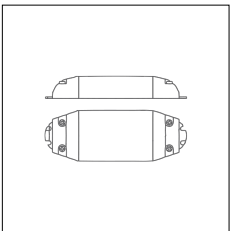
MACROLUX



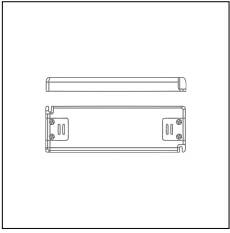
Article code	Article	Colour	Type of recessed	Light Temperature (°K)	Watt (W)	Length (mm)
1312.0012.00.94	ML_12-94 L=max 3 m	White (94)	Plasterboard			
1312.0012.01.94	ML_12/3000-94 L=3m - EMPTY STANDARD	White (94)	Plasterboard			3000
1312.0012.01.M15.94	ML_12/3000-94 L=3m - 15x EMPTY STANDARD	White (94)	Plasterboard			3000
1312.0012.120.2700.94	ML_12/9,6W/2700°K-94	White (94)	Plasterboard	2700	9,6	
1312.0012.120.4000.94	ML_12/9,6W/4000°K-94	White (94)	Plasterboard	4000	9,6	
1312.0012.120.94	ML_12/9,6W/3000°K-94	White (94)	Plasterboard	3000	9,6	
1312.0012.240.2700.94	ML_12/19.6W/2700°K-94	White (94)	Plasterboard	2700	19,6	
1312.0012.240.4000.94	ML_12/19.6W/4000°K-94	White (94)	Plasterboard	4000	19,6	
1312.0012.240.94	ML_12/19.6W/3000°K-94	White (94)	Plasterboard	3000	19,6	



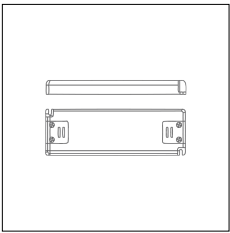
Article code	Name	Description
1324.0000	STRIP LED/Primer monouso 0,66 ml	
1324.0000.10	STRIP LED/Primer monouso 0,66 ml - 10 PZ	



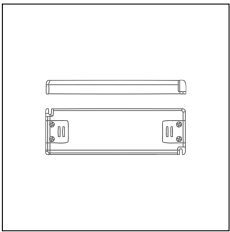
Article code	Name	Description	Watt (W)	Driver's type
1.024015	Driver LED 24V 15W IP20		15	On/Off



Article code	Name	Description	Watt (W)	Driver's type
1.024020	Driver LED 24V 20W IP20		20	On/Off



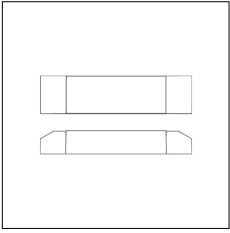
Article code	Name	Description	Watt (W)	Driver's type
1.024036	Driver LED 24V 36W IP40		36	On/Off



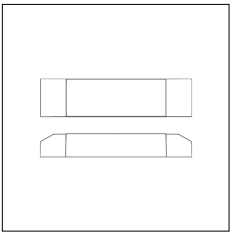
Article code	Name	Description	Watt (W)	Driver's type
1.024050	EOL_Driver LED 24V 50W IP20		50	On/Off



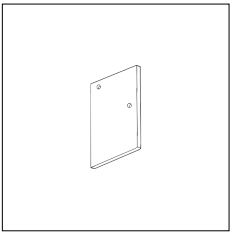
Article code	Name	Description	Watt (W)	Driver's type
1.024075	Driver LED 24V 75W IP20		75	On/Off



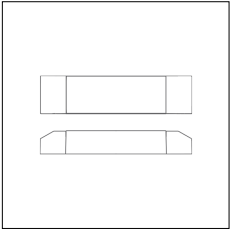
Article code	Name	Description	Watt (W)
1.97759	Driver LED 24V 150W IP67		150



Article code	Name	Description	Watt (W)
1.97745	Driver LED 24V 200W IP67	Dimensioni 69 x 37 x 206 mm	200



Article code	Name	Description	Colour
1312.5012.94	ML_12/TC-4	Testata di chiusura, finitura bianco	White (94)
1312.5012.94.10	ML_12/TC-4 - 10 PZ	Testata di chiusura, finitura bianco	White (94)



Article code	Name	Description	Watt (W)	Driver's type
1.97393	Driver LED 24V 100W IP67		100	On/Off