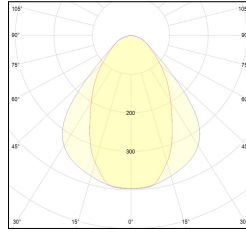
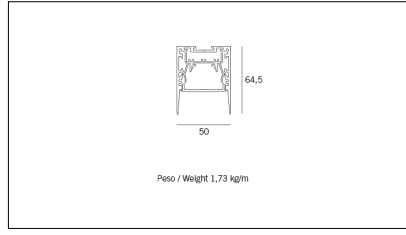
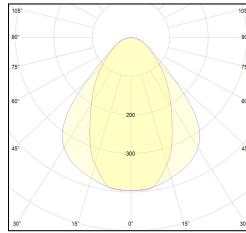
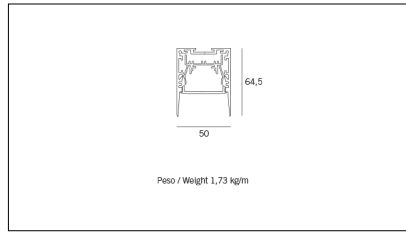


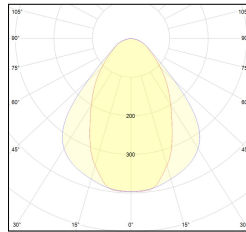
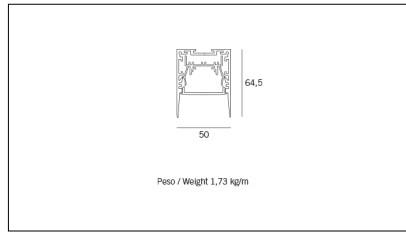
MACROLUX



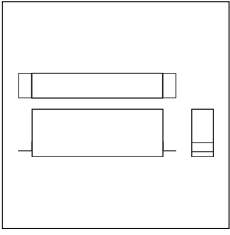
Article code	Article	Colour	Diffuser	Length (mm)
1324.0145.00.92	MX1_45/DO-92 L=max 3 m	Black (92)	Opal	
1324.0145.01.92	MX1_45/DO/3000-92 L=3m - EMPTY STANDARD	Black (92)	Opal	3000
1324.01459.00.92	MX1_45/DP-92 L=max 3 m	Black (92)	Prismatic	
1324.01459.01.92	MX1_45/DP/3000-92 L=3m - EMPTY STANDARD	Black (92)	Prismatic	3000



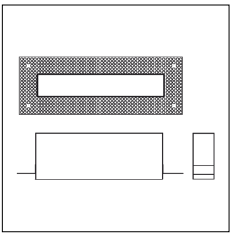
Article code	Article	Colour	Diffuser	Length (mm)
1324.0145.00.94	MX1_45/DO-94 L=max 3 m	White (94)	Opal	
1324.0145.01.94	MX1_45/DO/3000-94 L=3m - EMPTY STANDARD	White (94)	Opal	3000
1324.01459.00.94	MX1_45/DP-94 L=max 3 m	White (94)	Prismatic	
1324.01459.01.94	MX1_45/DP/3000-94 L=3m - EMPTY STANDARD	White (94)	Prismatic	3000



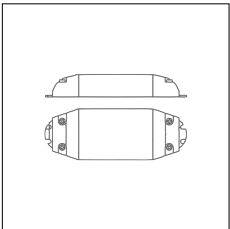
Article code	Article	Colour	Diffuser	Length (mm)
1324.0145.00.98	MX1_45/DO-98 L=max 3 m	Grey anodize (98)	Opal	
1324.0145.01.98	MX1_45/DO/3000-98 L=3m - EMPTY STANDARD	Grey anodize (98)	Opal	3000
1324.01459.00.98	MX1_45/DP-98 L=max 3 m	Grey anodize (98)	Prismatic	
1324.01459.01.98	MX1_45/DP/3000-98 L=3m - EMPTY STANDARD	Grey anodize (98)	Prismatic	3000



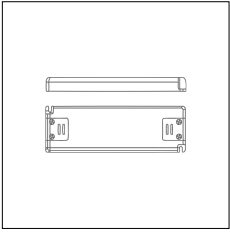
Article code	Name	Description	Colour
1324.10127.4	EOL_MX/KA/IN/CG-4	Kit alimentazione a copertura magnetica con contenitore driver ad incasso per cartongesso, finitura bianco / Feeding kit with magnetic cover with recessed driver box for plasterboard, finishing white	White (94)



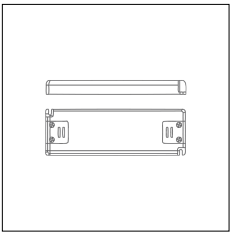
Article code	Name	Description	Colour
1324.11127.4	EOL_MX/KA/IN/LC-4	Kit alimentazione a copertura magnetica con contenitore driver ad incasso per laterizio+calcestruzzo, finitura bianco / Feeding kit with magnetic cover with recessed driver box for masonry+concrete, finishing white	White (94)



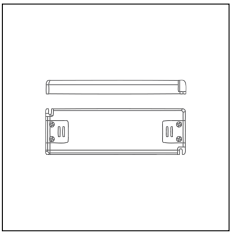
Article code	Name	Description	Watt (W)	Driver's type
1.024015	Driver LED 24V 15W IP20		15	On/Off



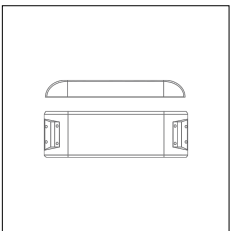
Article code	Name	Description	Watt (W)	Driver's type
1.024020	Driver LED 24V 20W IP20		20	On/Off



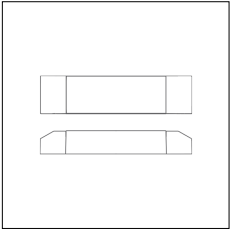
Article code	Name	Description	Watt (W)	Driver's type
1.024036	Driver LED 24V 36W IP40		36	On/Off



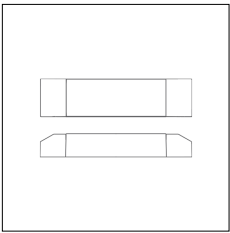
Article code	Name	Description	Watt (W)	Driver's type
1.024050	EOL_Driver LED 24V 50W IP20		50	On/Off



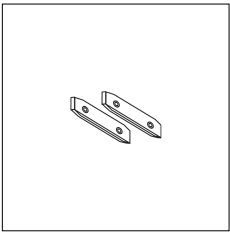
Article code	Name	Description	Watt (W)	Driver's type
1.024075	Driver LED 24V 75W IP20		75	On/Off



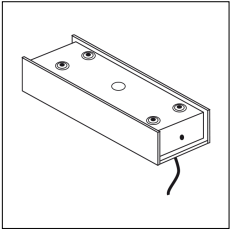
Article code	Name	Description	Watt (W)
1.97759	Driver LED 24V 150W IP67		150



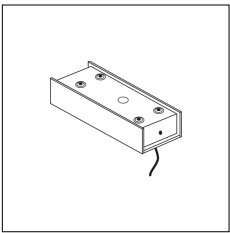
Article code	Name	Description	Watt (W)
1.97745	Driver LED 24V 200W IP67	Dimensioni 69 x 37 x 206 mm	200



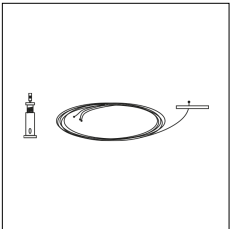
Article code	Name	Description
134.1145	M_45/GL	Staffa di giunzione lineare - Compatibile con MX0_45, MX1_45, MT1_45 e MD_45.
134.1145.10	M_45/GL - 10 PZ	Staffa di giunzione lineare - Compatibile con MX0_45, MX1_45, MT1_45 e MD_45.



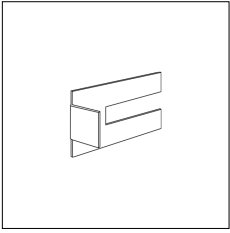
Article code	Name	Description	Colour
1324.9128.4	KA/75/OUT-4	Kit alimentazione con contenitore driver per versione sospesa, MAX 75W, finitura bianco / Feeding kit with driver box for hanging version, MAX 75W, finishing white	White (4)



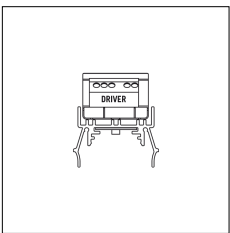
Article code	Name	Description	Colour
1324.9127.4	KA/30/OUT-4	Kit alimentazione con contenitore driver per versione sospesa, MAX 30W, finitura bianco / Feeding kit with driver box for hanging version, MAX 30W, finishing white	White (1)



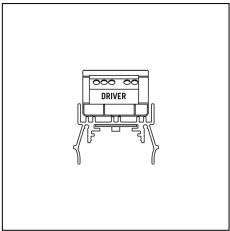
Article code	Name	Description
1324.8145	M_45/KS	Kit sospensione h. 1.8 mt / Hanging kit h. 1.8 mt (1 pz.)



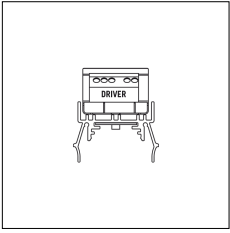
Article code	Name	Description
1320.6145	M_45/SAP Staffa per ancoraggio parete	Staffa per ancoraggio a parete / Wall installation bracket (1 pz.)
1320.6145.10	M_45/SAP Staffa ancoraggio parete - 10 PZ	



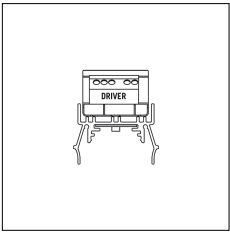
Article code	Name	Description	Light Temperature (°K)	Length (mm)	Watt (W)
1324.17.500	M_45/500/10W/3000°K	Profilo alluminio interno "H" + LED 19.6W/m, 24V, 3000°K - Lunghezza 500 mm Driver escluso	3000	500	9



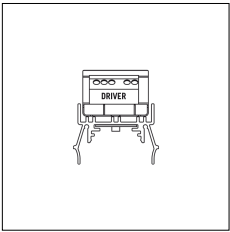
Article code	Name	Description	Light Temperature (°K)	Watt (W)	Length (mm)
1324.17.500.2700	M_45/500/10W/2700°K	Profilo alluminio interno "H" + LED 19.6W/m, 24V, 2700°K - Lunghezza 500 mm Driver escluso	2700	9	500



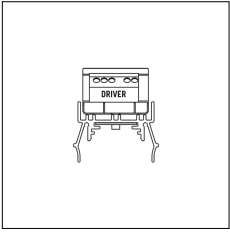
Article code	Name	Description	Light Temperature (°K)	Watt (W)	Length (mm)
1324.17.500.4000	M_45/500/10W/4000°K	Profilo alluminio interno "H" + LED 19.6W/m, 24V, 4000°K - Lunghezza 500 mm Driver escluso	4000	9	500



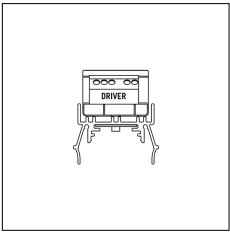
Article code	Name	Description	Light Temperature (°K)	Watt (W)	Length (mm)
1324.17.1000.2700	M_45/1000/20W/2700°K	Profilo alluminio interno "H" + LED 19.6W/m, 24V, 2700°K - Lunghezza 1000 mm Driver escluso	2700	18.5	1000



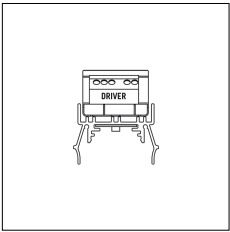
Article code	Name	Description	Light Temperature (°K)	Watt (W)	Length (mm)
1324.17.1000	M_45/1000/20W/3000°K	Profilo alluminio interno "H" + LED 19.6W/m, 24V, 3000°K - Lunghezza 1000 mm Driver escluso	3000	18.5	1000



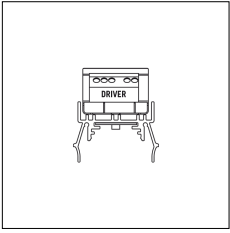
Article code	Name	Description	Light Temperature (°K)	Watt (W)	Length (mm)
1324.17.1000.4000	M_45/1000/20W/4000°K	Profilo alluminio interno "H" + LED 19.6W/m, 24V, 4000°K - Lunghezza 1000 mm Driver escluso	4000	18.5	1000



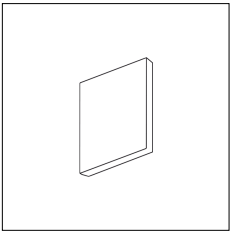
Article code	Name	Description	Light Temperature (°K)	Watt (W)	Length (mm)
1324.17.2000.2700	M_45/2000/40W/2700°K	Profilo alluminio interno "H" + LED 19.6W/m, 24V, 2700°K - Lunghezza 2000 mm Driver escluso	2700	9	2000



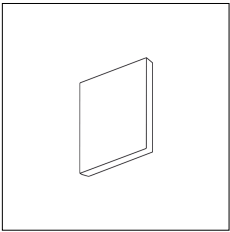
Article code	Name	Description	Light Temperature (°K)	Watt (W)	Length (mm)
1324.17.2000	M_45/2000/40W/3000°K	Profilo alluminio interno "H" + LED 19.6W/m, 24V, 3000°K - Lunghezza 2000 mm Driver escluso	3000	9	2000



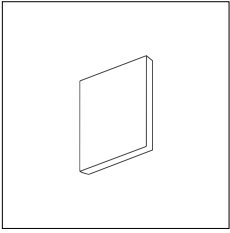
Article code	Name	Description	Light Temperature (°K)	Watt (W)	Length (mm)
1324.17.2000.4000	M_45/2000/40W/4000°K	Profilo alluminio interno "H" + LED 19.6W/m, 24V, 4000°K - Lunghezza 2000 mm Driver escluso	4000	9	2000



Article code	Name	Description	Colour
1324.6145.98	MX1_45/TC-98	Testata di chiusura finitura grigio alluminio	Grey anodize (98)
1324.6145.98.10	MX1_45/TC-98 - 10 PZ	Testata di chiusura finitura grigio alluminio	Grey anodize (98)



Article code	Name	Description	Colour
1324.6145.94	MX1_45/TC-4	Testata di chiusura finitura bianco	White (94)
1324.6145.94.10	MX1_45/TC-4 - 10 PZ	Testata di chiusura finitura bianco	White (94)



Article code	Name	Description	Colour
1324.6145.92	MX1_45/TC-2	Testata di chiusura finitura nero	Black (92)
1324.6145.92.10	MX1_45/TC-2 - 10 PZ	Testata di chiusura finitura nero	Black (92)



Article code	Name	Description
1324.2145	MX1_45/G090	Connessione ad angolo orizzontale 90° / Horizontal connection corner 90°

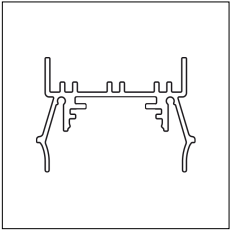


Article code	Name	Description
1324.3145	MX1_45/GV90	Connessione ad angolo verticale 90° / Vertical connection corner 90°


200 x 200

Powered by HTML.COM


Article code	Name	Description
1324.4145	MX1_45/GV270	Connessione ad angolo verticale 270°, Vertical connection corner 270°



Article code	Name	Description	Length (mm)
134.0145.01	M_45/H/3000 L=3m - EMPTY STANDARD	Profilo alluminio H interna, serie M45 - Senza taglio a misura	3000



Article code	Name	Description
1324.9145.01	M_45/Diffusore Opale L=3m - EMPTY STANDARD	Profilo PC Opale / Compatibile con MX_45, MT_45, MD_45, ML_45 - Senza taglio a misura



Article code	Name	Description
1324.91459.01	M_45/Diffusore Prismatico L=3m - EMPTY STANDARD	Profilo PC Prismatico / Compatibile con MX_45, MT_45, MD_45, ML_45 - Senza taglio a misura