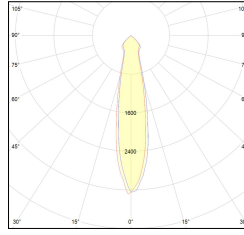
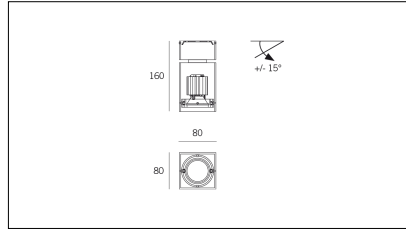
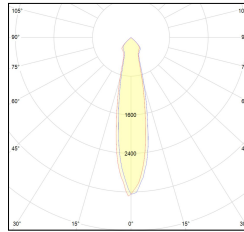
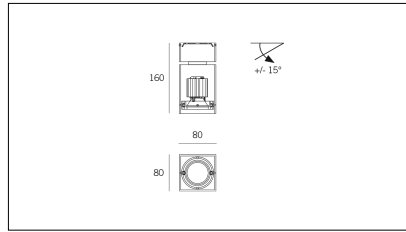


MACROLUX



| Article code | Article | Colour | Light Temperature (°K) | Beam angle (°) | Watt (W) |
|-----------------------|-------------------------------|-----------|------------------------|----------------|----------|
| 321.0021.01.20.2 | CUBE2/Q-2 6W 350mA 20° | Black (2) | 3000 | 25 | 6,1 |
| 321.0021.01.2700.20.2 | *CUBE | Black (2) | 2700 | 25 | 6,1 |
| 321.0021.01.2700.40.2 | *CUBE | Black (2) | 2700 | 34 | 6,1 |
| 321.0021.01.40.2 | CUBE2/Q-2 6W 350mA 40° | Black (2) | 3000 | 34 | 6,1 |
| 321.0021.01.4000.20.2 | *CUBE | Black (2) | 4000 | 25 | 6,1 |
| 321.0021.01.4000.40.2 | CUBE2/Q-2 6W 350mA 40° 4000°K | Black (2) | 4000 | 34 | 6,1 |



| Article code | Article | Colour | Light Temperature (°K) | Beam angle (°) | Watt (W) |
|-----------------------|------------------------|-----------|------------------------|----------------|----------|
| 321.0021.01.20.4 | CUBE2/Q-4 6W 350mA 20° | White (4) | 3000 | 25 | 6,1 |
| 321.0021.01.2700.20.4 | *CUBE | White (4) | 2700 | 25 | 6,1 |
| 321.0021.01.2700.40.4 | *CUBE | White (4) | 2700 | 34 | 6,1 |
| 321.0021.01.40.4 | CUBE2/Q-4 6W 350mA 40° | White (4) | 3000 | 34 | 6,1 |
| 321.0021.01.4000.20.4 | *CUBE | White (4) | 4000 | 25 | 6,1 |
| 321.0021.01.4000.40.4 | *CUBE | White (4) | 4000 | 34 | 6,1 |