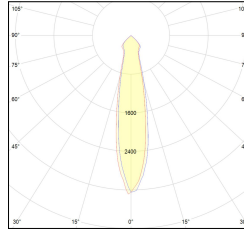
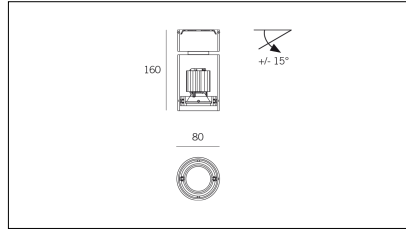
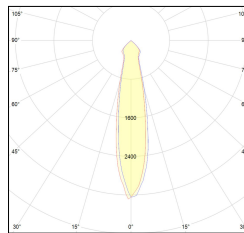
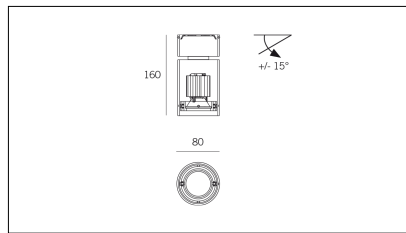


MACROLUX



Article code	Article	Colour	Light Temperature (°K)	Beam angle (°)	Watt (W)
321.0020.01.20.2	CUBE2/T-2 6W 350mA 20°	Black (2)	3000	25	6,1
321.0020.01.2700.20.2	*CUBE	Black (2)	2700	25	6,1
321.0020.01.2700.40.2	CUBE2/T-2 6W 350mA 40° 2700°K	Black (2)	2700	34	6,1
321.0020.01.40.2	CUBE2/T-2 6W 350mA 40°	Black (2)	3000	34	6,1
321.0020.01.4000.20.2	*CUBE	Black (2)	4000	25	6,1
321.0020.01.4000.40.2	CUBE2/T-2 6W 350mA 40° 4000°K	Black (2)	4000	34	6,1



Article code	Article	Colour	Light Temperature (°K)	Beam angle (°)	Watt (W)
321.0020.01.20.4	CUBE2/T-4 6W 350mA 20°	White (4)	3000	25	6,1
321.0020.01.2700.20.4	CUBE2/T-4 6W 350mA 20° 2700°K	White (4)	2700	25	6,1
321.0020.01.2700.40.4	CUBE2/T-4 6W 350mA 40° 2700°K	White (4)	2700	34	6,1
321.0020.01.40.4	CUBE2/T-4 6W 350mA 40°	White (4)	3000	34	6,1
321.0020.01.4000.20.4	*CUBE	White (4)	4000	25	6,1
321.0020.01.4000.40.4	*CUBE	White (4)	4000	34	6,1