




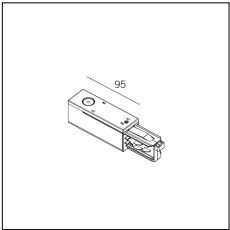
MACROLUX



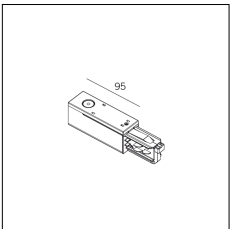
Article code	Article	Colour	Length (mm)
2018.0001.1	TRACK/1000-1	White (1)	1000
2018.0002.1	TRACK/2000-1	White (1)	2000
2018.0003.1	TRACK/3000-1	White (1)	3000



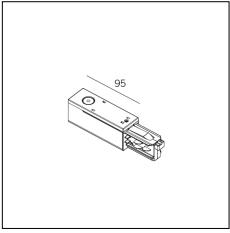
Article code	Article	Colour	Length (mm)
2018.0001.2	TRACK/1000-2	Black (2)	1000
2018.0002.2	TRACK/2000-2	Black (2)	2000
2018.0003.2	TRACK/3000-2	Black (2)	3000



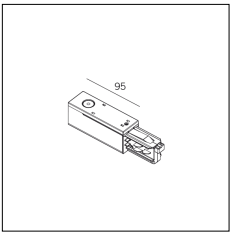
Article code	Name	Description	Colour
2018.0004.2	TRACK/AL/SX-2	Testata alimentazione Messa a Terra Sinistra - Nero	Black (2)



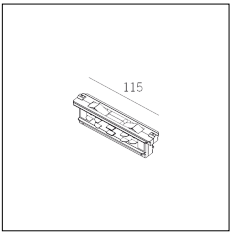
Article code	Name	Description	Colour
2018.0004.1	TRACK/AL/SX-1	Testata alimentazione Messa a Terra Sinistra - Bianco	White (1)



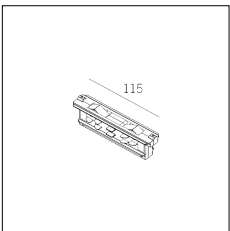
Article code	Name	Description	Colour
2018.0005.1	TRACK/AL/DX-1	Testata alimentazione Messa a Terra Destra - Bianco	White (1)



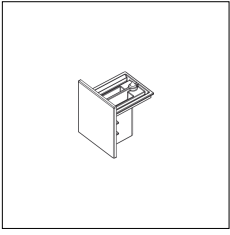
Article code	Name	Description	Colour
2018.0005.2	TRACK/AL/DX-2	Testata alimentazione Messa a Terra Destra - Nero	Black (2)



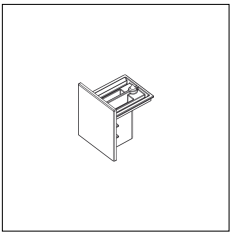
Article code	Name	Description	Colour
2018.0006.1	TRACK/GL-1	Giunto lineare / Linear joint	White (1)



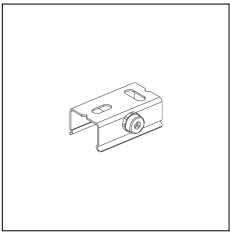
Article code	Name	Description	Colour
2018.0006.2	TRACK/GL-2	Giunto passante colore nero	Black (2)



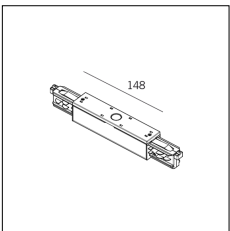
Article code	Name	Description	Colour
2018.0011.1	TRACK/END-1	Testata di chiusura - Bianco/ Endcap - White	White (1)



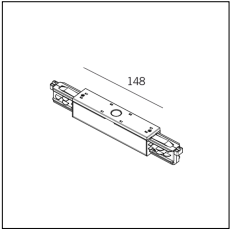
Article code	Name	Description	Colour
2018.0011.2	TRACK/END-2	Testata di chiusura - Nero / Endcap - Black	Black (2)



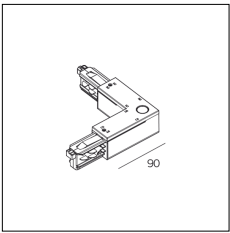
Article code	Name	Description
2018.0018	TRACK/AP	Attacco a plafone / Ceiling attachment



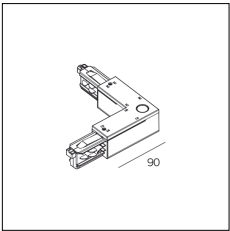
Article code	Name	Description	Colour
2018.0007.1	TRACK/CL-1	GIUNTO DIRETTO COLORE BIANCO	White (1)



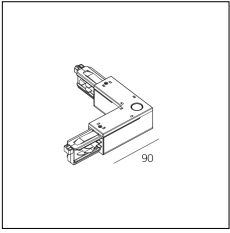
Article code	Name	Description	Colour
2018.0007.2	TRACK/CL-2	GIUNTO DIRETTO COLORE NERO	Black (2)



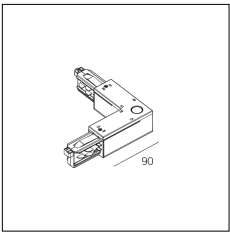
Article code	Name	Description	Colour
2018.0008.1	TRACK/L/OUT-1	Congiunzione a 'L' terra esterna External ground conductor 'L'	White (1)



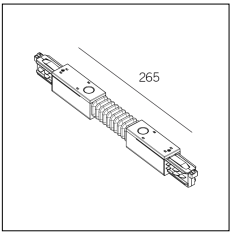
Article code	Name	Description	Colour
2018.0008.2	TRACK/L/OUT-2	Congiunzione a 'L' terra esterna External ground conductor 'L'	Black (2)



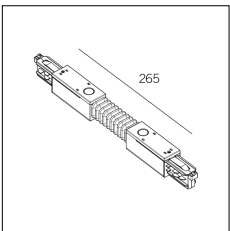
Article code	Name	Description	Colour
2018.0009.1	TRACK/L/IN-1	Congiunzione a 'L' terra interna Ground wire inside 'L'	White (1)



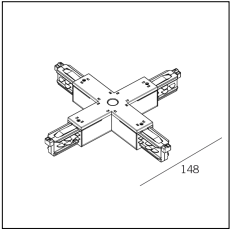
Article code	Name	Description	Colour
2018.0009.2	TRACK/L/IN-2	Congiunzione a 'L' terra interna Ground wire inside 'L'	Black (2)



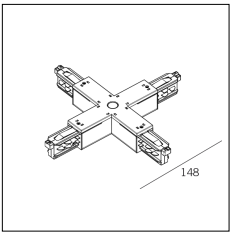
Article code	Name	Description	Colour
2018.0017.1	TRACK/FLEX-1	Congiunzione flessibile bianco	White (1)



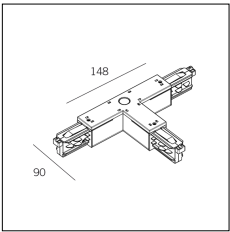
Article code	Name	Description	Colour
2018.0017.2	TRACK/FLEX-2	Congiunzione flessibile Nero	Black (2)



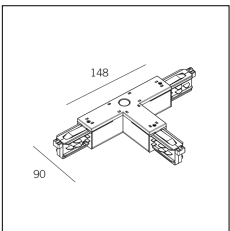
Article code	Name	Description	Colour
2018.0016.1	TRACK/X-1	Congiunzione a croce bianco	White (1)



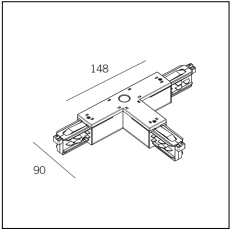
Article code	Name	Description	Colour
2018.0016.2	TRACK/X-2	Congiunzione a croce	Black (2)



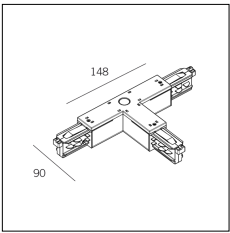
Article code	Name	Description	Colour
2018.0012.1	TRACK/T/IN/SX-1	Cong. a 'T' interno - terra a sinistra	White (1)



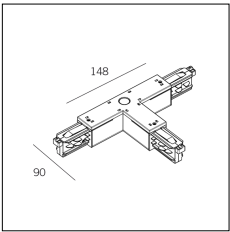
Article code	Name	Description	Colour
2018.0012.2	TRACK/T/IN/SX-2	Cong. a 'T' interno - terra a sinistra	Black (2)



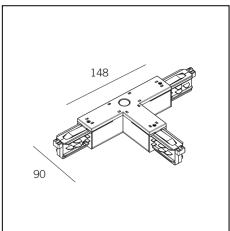
Article code	Name	Description	Colour
2018.0013.1	TRACK/T/IN/DX-1	Cong. a 'T' interno - terra a destra	White (1)



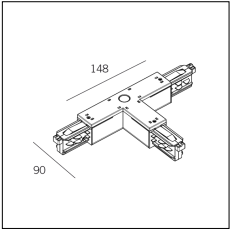
Article code	Name	Description	Colour
2018.0013.2	TRACK/T/IN/DX-2	Cong. a 'T' interno - terra a destra	Black (2)



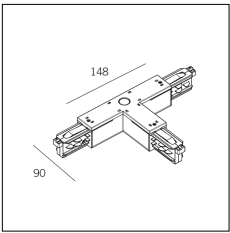
Article code	Name	Description	Colour
2018.0014.1	TRACK/T/OUT/SX-1	Cong. a 'T' esterno - terra a sinistra	White (1)



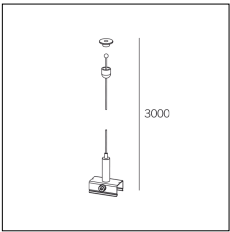
Article code	Name	Description	Colour
2018.0014.2	TRACK/T/OUT/SX-2	Cong. a 'T' esterno - terra a sinistra	Black (2)



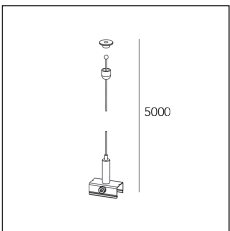
Article code	Name	Description	Colour
2018.0015.1	TRACK/T/OUT/DX-1	Cong. a 'T' esterno - terra a destra	White (1)



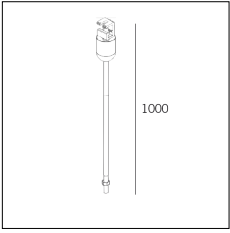
Article code	Name	Description	Colour
2018.0015.2	TRACK/T/OUT/DX-2	Cong. a 'T' esterno - terra a destra	Black (2)



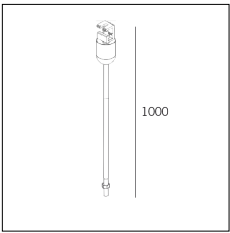
Article code	Name	Description
2018.1040.3000	TRACK/KS/3000	KIT SOSPENSIONE INOX L=3000 - Attacco con rosone



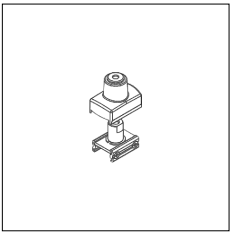
Article code	Name	Description
2018.1040.5000	TRACK/KS/5000	KIT SOSPENSIONE INOX L=5000 - Attacco con rosone



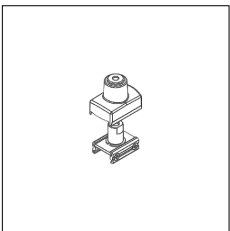
Article code	Name	Description	Colour
2018.0024.1	TRACK/TIGE/M6-1	Tige 1000mm M6 completa di rosone bianco	White (1)



Article code	Name	Description	Colour
2018.0024.2	TRACK/TIGE/M6-2	Tige 1000mm M6 completa di rosone nero	Black (2)



Article code	Name	Description	Colour
2018.0026.1	TRACK/AGGTIGE-1	Aggancio binario per tige M6	White (1)



Article code	Name	Description	Colour
2018.0026.2	TRACK/AGGTIGE-2	Aggancio binario per tige M6	Black (2)