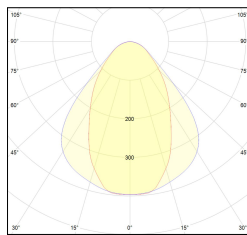
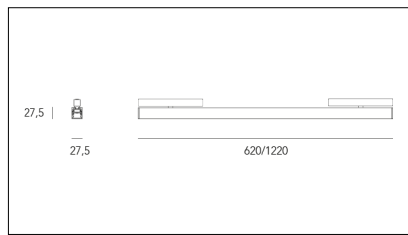
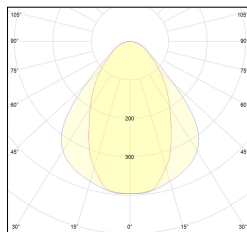
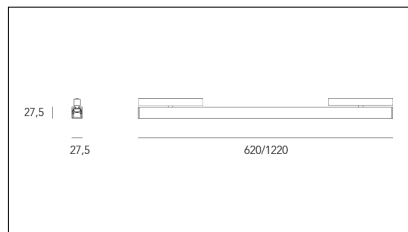


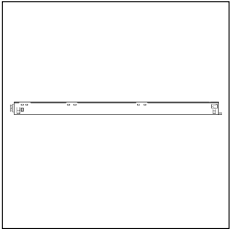
MACROLUX



Codice Articolo	Articolo	Temperatura Luce (°K)	Potenza (W)	Diffusore	Lunghezza (mm)	Colore
411.0048.1200.01.4000.92	*LINE/DO/1220/24.4W/4000°K-92 DALI	4000	24.4	Opale	1220	Nero (2)
411.0048.1200.01.92	LINE/DO/1220/24.4W/3000°K-92 DALI	3000	24.4	Opale	1220	Nero (2)
411.0048.1200.4000.92	LINE/DO/1220/24.4W/4000°K-92	4000	24.4	Opale	1220	Nero (2)
411.0048.1200.92	LINE/DO/1220/24.4W/3000°K-92	3000	24.4	Opale	1220	Nero (2)
411.0048.600.01.4000.92	LINE/DO/620/12.2W/4000°K-92 DALI	4000	12.2	Opale	620	Nero (2)
411.0048.600.01.92	LINE/DO/620/12.2W/3000°K-92 DALI	3000	12.2	Opale	620	Nero (2)
411.0048.600.4000.92	LINE/DO/620/12.2W/4000°K-92	4000	12.2	Opale	620	Nero (2)
411.0048.600.92	LINE/DO/620/12.2W/3000°K-92	3000	12.2	Opale	620	Nero (2)
411.00489.1200.01.4000.92	*LINE/DP/1220/24.4W/4000°K-92 DALI	4000	24.4	Prismatizzato	1220	Nero (2)
411.00489.1200.01.92	*LINE/DP/1220/24.4W/3000°K-92 DALI	3000	24.4	Prismatizzato	1220	Nero (2)
411.00489.1200.4000.92	*LINE/DP/1220/24.4W/4000°K-92	4000	24.4	Prismatizzato	1220	Nero (2)
411.00489.1200.92	*LINE/DP/1220/24.4W/3000°K-92	3000	24.4	Prismatizzato	1220	Nero (2)
411.00489.600.01.4000.92	*LINE/DP/620/12.2W/4000°K-92 DALI	4000	12.2	Prismatizzato	620	Nero (2)
411.00489.600.01.92	LINE/DP/620/12.2W/3000°K-92 DALI	3000	12.2	Prismatizzato	620	Nero (2)
411.00489.600.4000.92	LINE/DP/620/12.2W/4000°K-92	4000	12.2	Prismatizzato	620	Nero (2)
411.00489.600.92	*LINE/DP/620/12.2W/3000°K-92	3000	12.2	Prismatizzato	620	Nero (2)



Codice Articolo	Articolo	Temperatura Luce (°K)	Potenza (W)	Diffusore	Lunghezza (mm)	Colore
411.0048.1200.01.4000.94	*LINE/DO/1220/24.4W/4000°K-94 DALI	4000	24.4	Opale	1220	Bianco (4)
411.0048.1200.01.94	LINE/DO/1220/24.4W/3000°K-94 DALI	3000	24.4	Opale	1220	Bianco (4)
411.0048.1200.4000.94	LINE/DO/1220/24.4W/4000°K-94	4000	24.4	Opale	1220	Bianco (4)
411.0048.1200.94	LINE/DO/1220/24.4W/3000°K-94	3000	24.4	Opale	1220	Bianco (4)
411.0048.600.01.4000.94	*LINE/DO/620/12.2W/4000°K-94 DALI	4000	12.2	Opale	620	Bianco (4)
411.0048.600.01.94	LINE/DO/620/12.2W/3000°K-94 DALI	3000	12.2	Opale	620	Bianco (4)
411.0048.600.4000.94	*LINE/DO/620/12.2W/4000°K-94	4000	12.2	Opale	620	Bianco (4)
411.0048.600.94	LINE/DO/620/12.2W/3000°K-94	3000	12.2	Opale	620	Bianco (4)
411.00489.1200.01.4000.94	*LINE/DP/1220/24.4W/4000°K-94 DALI	4000	24.4	Prismatizzato	1220	Bianco (4)
411.00489.1200.01.94	LINE/DP/1220/24.4W/3000°K-94 DALI	3000	24.4	Prismatizzato	1220	Bianco (4)
411.00489.1200.4000.94	*LINE/DP/1220/24.4W/4000°K-94	4000	24.4	Prismatizzato	1220	Bianco (4)
411.00489.1200.94	*LINE/DP/1220/24.4W/3000°K-94	3000	24.4	Prismatizzato	1220	Bianco (4)
411.00489.600.01.4000.94	*LINE/DP/620/12.2W/4000°K-94 DALI	4000	12.2	Prismatizzato	620	Bianco (4)
411.00489.600.01.94	*LINE/DP/620/12.2W/3000°K-94 DALI	3000	12.2	Prismatizzato	620	Bianco (4)
411.00489.600.4000.94	*LINE/DP/620/12.2W/4000°K-94	4000	12.2	Prismatizzato	620	Bianco (4)
411.00489.600.94	*LINE/DP/620/12.2W/3000°K-94	3000	12.2	Prismatizzato	620	Bianco (4)



Codice Articolo	Nome	Descrizione	Potenza (W)	Tipo di Driver	Colore
1.048100.H	Driver Constant Voltage 100W/48V IP20 BLACK	Driver Costant Voltage 48V: 220-240V/100W I Driver "invisibile" per alimentazione diretta completo di cablaggio	100	On/Off	Nero (92)