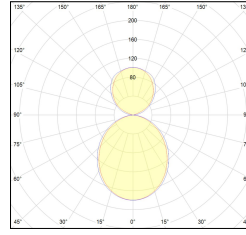
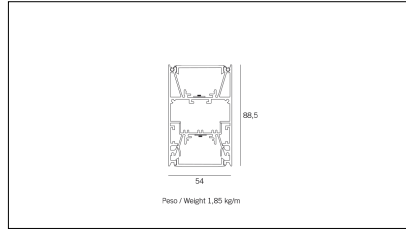

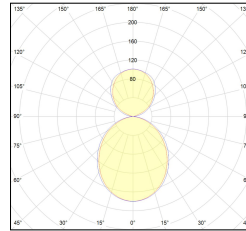
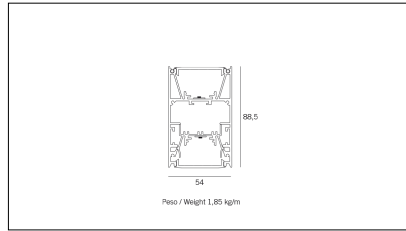


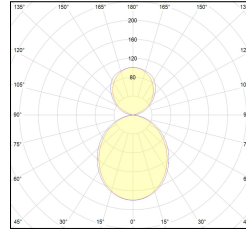
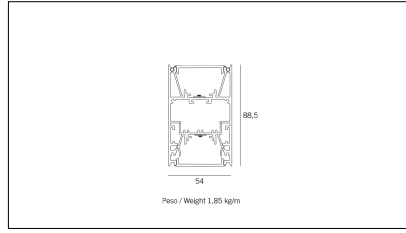
MACROLUX



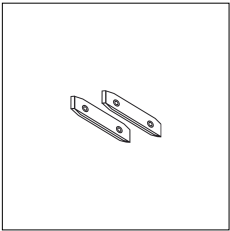
Article code	Article	Colour	Diffuser	Light Temperature (°K)	Watt (W)	Length (mm)
134.0045.120.2700.98	MD_45/9,6W/2xD0/2700°K-98	Grey anodize (98)	Opal	2700	9,6	
134.0045.120.4000.98	MD_45/9,6W/2xD0/4000°K-98	Grey anodize (98)	Opal	4000	9,6	
134.0045.120.98	MD_45/9,6W/2xD0/3000°K-98	Grey anodize (98)	Opal	3000	9,6	
134.0045.340.2700.98	MD_45/19.6W/2xD0/2700°K-98	Grey anodize (98)	Opal	2700	19,6	
134.0045.340.4000.98	MD_45/18.5W/2xD0/4000°K-98	Grey anodize (98)	Opal	4000	19,6	
134.0045.340.98	MD_45/19.6W/2xD0/3000°K-98	Grey anodize (98)	Opal	3000	19,6	
134.00459.120.2700.98	md_45 suspension/2700-98#	Grey anodize (98)	Prismatic	2700	9,6	
134.00459.120.4000.98	MD_45/9.6W/2xDP/4000°K-98	Grey anodize (98)	Prismatic	4000	9,6	
134.00459.120.98	MD_45/9.6W/2xDP/3000°K-98	Grey anodize (98)	Prismatic	3000	9,6	
134.00459.340.2700.98	MD_45/19.6W/2xDP/2700°K-98	Grey anodize (98)	Prismatic	2700	19,6	
134.00459.340.4000.98	MD_45/18.5W/2xDP/4000°K-98	Grey anodize (98)	Prismatic	4000	19,6	
134.00459.340.98	MD_45/19.6W/2xDP/3000°K-98	Grey anodize (98)	Prismatic	3000	19,6	
134.01452.00.98	MD_45/2xD0-98 L=max 3 m	Grey anodize (98)	Opal			
134.01452.01.98	MD_45/2xD0/3000-98 L=3m - EMPTY STANDARD	Grey anodize (98)	Opal			3000
134.014592.00.98	MD_45/2xDP-98 L=max 3 m	Grey anodize (98)	Prismatic			
134.014592.01.98	MD_45/2xDP/3000-98 L=3m - EMPTY STANDARD	Grey anodize (98)	Prismatic			3000



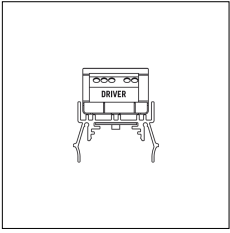
Article code	Article	Colour	Diffuser	Light Temperature (°K)	Watt (W)	Length (mm)
134.0045.120.2700.92	MD_45/9,6W/2xD0/2700°K-92	Black (92)	Opal	2700	9,6	
134.0045.120.4000.92	MD_45/9,6W/2xD0/4000°K-92	Black (92)	Opal	4000	9,6	
134.0045.120.92	MD_45/9,6W/2xD0/3000°K-92	Black (92)	Opal	3000	9,6	
134.0045.340.2700.92	MD_45/19.6W/2xD0/2700°K-92	Black (92)	Opal	2700	19,6	
134.0045.340.4000.92	MD_45/19.6W/2xD0/4000°K-92	Black (92)	Opal	4000	19,6	
134.0045.340.92	MD_45/19.6W/2xD0/3000°K-92	Black (92)	Opal	3000	19,6	
134.00459.120.2700.92	md_45 suspension/2700-92#	Black (92)	Prismatic	2700	9,6	
134.00459.120.4000.92	MD_45/9.6W/2xDP/4000°K-92	Black (92)	Prismatic	4000	9,6	
134.00459.120.92	MD_45/9.6W/2xDP/3000°K-92	Black (92)	Prismatic	3000	9,6	
134.00459.340.2700.92	MD_45/19.6W/2xDP/2700°K-92	Black (92)	Prismatic	2700	19,6	
134.00459.340.4000.92	MD_45/19.6W/2xDP/4000°K-92	Black (92)	Prismatic	4000	19,6	
134.00459.340.92	MD_45/19.6W/2xDP/3000°K-92	Black (92)	Prismatic	3000	19,6	
134.01452.00.92	MD_45/2xD0-92 L=max 3 m	Black (92)	Opal			
134.01452.01.92	MD_45/2xD0/3000-92 L=3m - EMPTY STANDARD	Black (92)	Opal			3000
134.014592.00.92	MD_45/2xDP-92 L=max 3 m	Black (92)	Prismatic			
134.014592.01.92	MD_45/2xDP/3000-92 L=3m - EMPTY STANDARD	Black (92)	Prismatic			3000



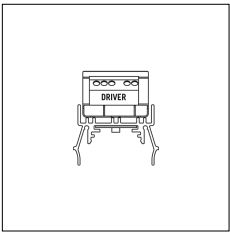
Article code	Article	Colour	Diffuser	Light Temperature (°K)	Watt (W)	Length (mm)
134.0045.120.2700.94	MD_45/9,6W/2xD0/2700°K-94	White (94)	Opal	2700	9,6	
134.0045.120.4000.94	MD_45/9,6W/2xD0/4000°K-94	White (94)	Opal	4000	9,6	
134.0045.120.94	MD_45/9,6W/2xD0/3000°K-94	White (94)	Opal	3000	9,6	
134.0045.340.2700.94	MD_45/19.6W/2xD0/2700°K-94	White (94)	Opal	2700	19,6	
134.0045.340.4000.94	MD_45/19.6W/2xD0/4000°K-94	White (94)	Opal	4000	19,6	
134.0045.340.94	MD_45/19.6W/2xD0/3000°K-94	White (94)	Opal	3000	19,6	
134.00459.120.2700.94	md_45 suspension/2700-94#	White (94)	Prismatic	2700	9,6	
134.00459.120.4000.94	MD_45/9.6W/2xDP/4000°K-94	White (94)	Prismatic	4000	9,6	
134.00459.120.94	MD_45/9.6W/2xDP/3000°K-94	White (94)	Prismatic	3000	9,6	
134.00459.340.2700.94	MD_45/19.6W/2xDP/2700°K-94	White (94)	Prismatic	2700	19,6	
134.00459.340.4000.94	MD_45/18.5W/2xDP/4000°K-94	White (94)	Prismatic	4000	19,6	
134.00459.340.94	MD_45/19.6W/2xDP/3000°K-94	White (94)	Prismatic	3000	19,6	
134.01452.00.94	MD_45/2xD0-94 L=max 3 m	White (94)	Opal			
134.01452.01.94	MD_45/2xD0/3000-94 L=3m - EMPTY STANDARD	White (94)	Opal			3000
134.014592.00.94	MD_45/2xDP-94 L=max 3 m	White (94)	Prismatic			
134.014592.01.94	MD_45/2xDP/3000-94 L=3m - EMPTY STANDARD	White (94)	Prismatic			3000



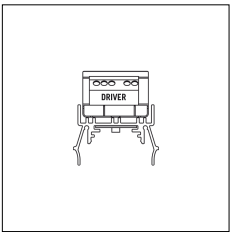
Article code	Name	Description
134.1145	M_45/GL	Staffa di giunzione lineare - Compatibile con MX0_45, MX1_45, MT1_45 e MD_45.
134.1145.10	M_45/GL - 10 PZ	Staffa di giunzione lineare - Compatibile con MX0_45, MX1_45, MT1_45 e MD_45.



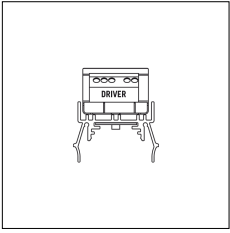
Article code	Name	Description	Watt (W)	Light Temperature (°K)	Length (mm)	Driver's type
1310.45.300	MKC_45/300/6,1W/700mA/3000°K	Profilo alluminio L=300 mm 6,1W 700mA 850lm 3000°K CRI>90 - Driver incluso	6.1	3000	300	On/Off



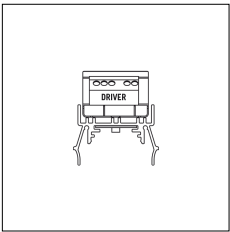
Article code	Name	Description	Watt (W)	Light Temperature (°K)	Length (mm)	Driver's type
1310.45.300.4000	MKC_45/300/6,1W/700mA/4000°K	Profilo alluminio L=300 mm 6,1W 700mA 850lm 4000°K CRI>90 - Driver incluso	6.1	4000	300	On/Off



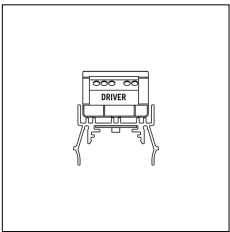
Article code	Name	Description	Watt (W)	Light Temperature (°K)	Length (mm)	Driver's type
1310.45.600.01	MKC_45/600/12,2W/700mA/3000°K DALI	Profilo alluminio L=600 mm 12,2W 700mA 1700lm 3000°K CRI>90 - Driver DALI incluso	12,2	3000	600	DALI



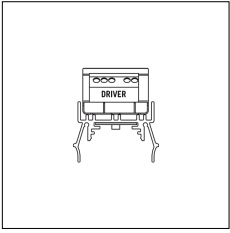
Article code	Name	Description	Watt (W)	Light Temperature (°K)	Length (mm)	Driver's type
1310.45.600	MKC_45/600/12,2W/700mA/3000°K	Profilo alluminio L=600 mm 12,2W 700mA 1700lm 3000°K CRI>90 - Driver incluso	12,2	3000	600	On/Off



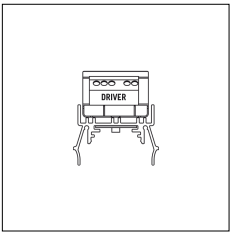
Article code	Name	Description	Watt (W)	Light Temperature (°K)	Length (mm)	Driver's type
1310.45.900	MKC_45/900/18,3W/700mA/3000°K	Profilo alluminio L=900 mm 18,3W 700mA 2550lm 3000°K CRI>90 - Driver incluso	18,3	3000	900	On/Off



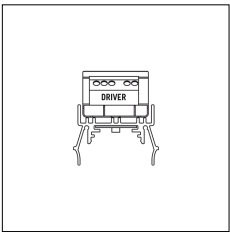
Article code	Name	Description	Watt (W)	Light Temperature (°K)	Length (mm)	Driver's type
1310.45.900.4000	MKC_45/900/18,3W/700mA/4000°K	Profilo alluminio L=900 mm 18,3W 700mA 2550lm 4000°K CRI>90 - Driver incluso	18,3	4000	900	On/Off



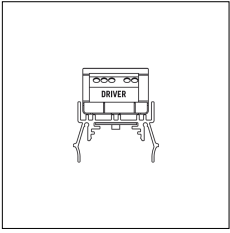
Article code	Name	Description	Watt (W)	Light Temperature (°K)	Length (mm)	Driver's type
1310.45.1200	MKC_45/1200/24,4W/700mA/3000°K	Profilo alluminio L=1200 mm 24,4W 700mA 3400lm 3000°K CRI>90 - Driver incluso	24.4	3000	1200	On/Off



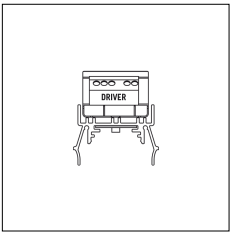
Article code	Name	Description	Watt (W)	Light Temperature (°K)	Length (mm)	Driver's type
1310.45.1200.4000	MKC_45/1200/24,4W/700mA/4000°K	Profilo alluminio L=1200 mm 24,4W 700mA 3400lm 4000°K CRI>90 - Driver incluso	24.4	4000	1200	On/Off



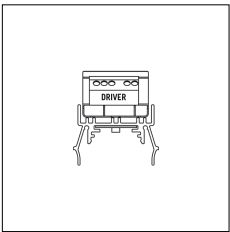
Article code	Name	Description	Watt (W)	Light Temperature (°K)	Length (mm)	Driver's type
1310.45.1500	MKC_45/1500/30,5W/700mA/3000°K	Profilo alluminio L=1500 mm 30,5W 700mA 4250lm 3000°K CRI>90 - Driver incluso	30.5	3000	1500	On/Off



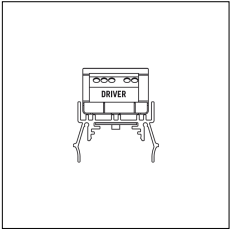
Article code	Name	Description	Watt (W)	Light Temperature (°K)	Length (mm)	Driver's type
1310.45.1500.4000	MKC_45/1500/30,5W/700mA/4000°K	Profilo alluminio L=1500 mm 30,5W 700mA 4000°K CRI>90 - Driver incluso	30,5	4000	1500	On/Off



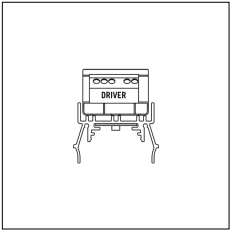
Article code	Name	Description	Watt (W)	Light Temperature (°K)	Length (mm)	Driver's type
1310.45.1200.01	MKC_45/1200/24,4W/700mA/3000°K DALI	Profilo alluminio L=1200 mm 24,4W 700mA 3400lm 3000°K CRI>90 - Driver DALI incluso	24,4	3000	1200	DALI



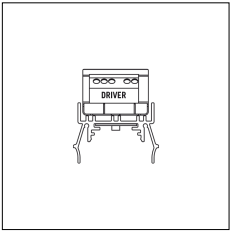
Article code	Name	Description	Watt (W)	Light Temperature (°K)	Length (mm)	Driver's type
1310.45.600.01.4000	MKC_45/600/12,2W/700mA/4000°K DALI	Profilo alluminio L=600 mm 12,2W 700mA 4000°K CRI>90 - Driver DALI incluso	12,2	4000	600	DALI



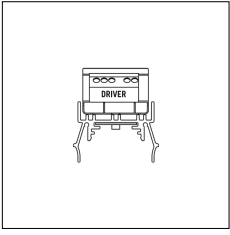
Article code	Name	Description	Watt (W)	Light Temperature (°K)	Length (mm)	Driver's type
1310.45.900.01	MKC_45/900/18,3W/700mA/3000°K DALI	Profilo alluminio L=900 mm 18,3W 700mA 2550lm 3000°K CRI>90 - Driver DALI incluso	18,3	3000	900	DALI



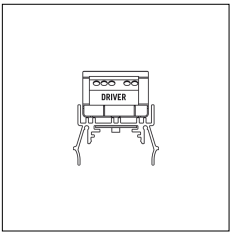
Article code	Name	Description	Watt (W)	Light Temperature (°K)	Length (mm)	Driver's type
1310.45.900.01.4000	MKC_45/900/18,3W/700mA/4000°K DALI	Profilo alluminio L=900 mm 18,3W 700mA 2550lm 4000°K CRI>90 - Driver DALI incluso	18,3	4000	900	DALI



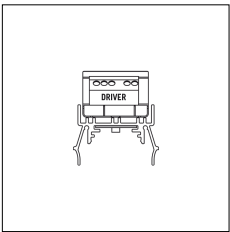
Article code	Name	Description	Watt (W)	Light Temperature (°K)	Length (mm)	Driver's type
1310.45.1200.01.4000	MKC_45/1200/24,4W/700mA/4000°K DALI	Profilo alluminio L=1200 mm 24,4W 700mA 3400lm 4000°K CRI>90 - Driver DALI incluso	24,4	4000	1200	DALI



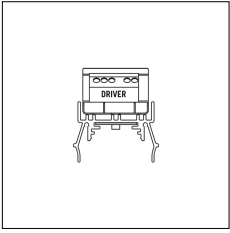
Article code	Name	Description	Watt (W)	Light Temperature (°K)	Length (mm)	Driver's type
1310.45.1500.01	MKC_45/1500/30,5W/700mA/3000°K DALI	Profilo alluminio L=1500 mm 30,5W 700mA 4250lm 3000°K CRI>90 - Driver DALI incluso	30.5	3000	1500	DALI



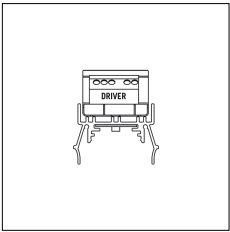
Article code	Name	Description	Watt (W)	Light Temperature (°K)	Length (mm)	Driver's type
1310.45.1500.01.4000	MKC_45/1500/30,5W/700mA/4000°K DALI	Profilo alluminio L=1500 mm 30,5W 700mA 4000°K CRI>90 - Driver DALI incluso	30.5	4000	1500	DALI



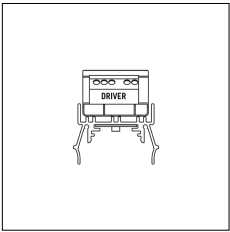
Article code	Name	Description	Light Temperature (°K)	Length (mm)	Driver's type
134.17.500.2700	M_45/L+D/500/9W/2700°K	Profilo alluminio interno "H" + LED 19.6W/m, 24V, 2700°K - Lunghezza 500 mm - Alimentatore incluso	2700	500	On/Off



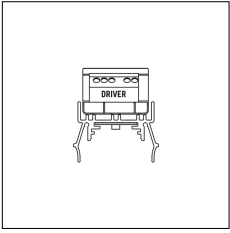
Article code	Name	Description	Light Temperature (°K)	Length (mm)	Driver's type
134.17.1000.2700	M_45/L+D/1000/19.6W/2700°K	Profilo alluminio interno "H" + LED 19.6W/m, 24V, 2700°K - Lunghezza 1000 mm - Alimentatore incluso	2700	1000	On/Off



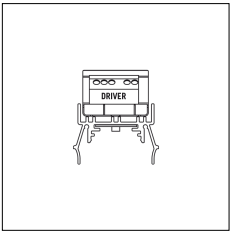
Article code	Name	Description	Light Temperature (°K)	Length (mm)	Driver's type
134.17.1500.2700	M_45/L+D/1500/29.4W/2700°K	Profilo alluminio interno "H" + LED 19.6W/m, 24V, 2700°K - Lunghezza 1500 mm - Alimentatore incluso	2700	1500	On/Off



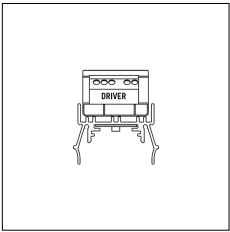
Article code	Name	Description	Light Temperature (°K)	Length (mm)	Driver's type
134.17.2000.2700	M_45/L+D/2000/39W/2700°K	Profilo alluminio interno "H" + LED 19.6W/m, 24V, 2700°K - Lunghezza 2000 mm - Alimentatore incluso	2700	2000	On/Off



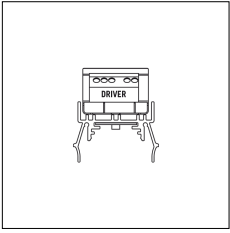
Article code	Name	Description	Light Temperature (°K)	Length (mm)	Driver's type
134.17.500	M_45/L+D/500/10W/3000°K	Profilo alluminio interno "H" + LED 19,6W/m, 24V, 3000°K - Lunghezza 500 mm - Alimentatore incluso	3000	500	On/Off



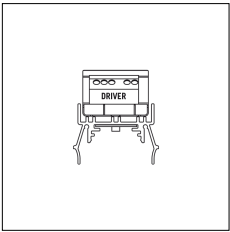
Article code	Name	Description	Light Temperature (°K)	Length (mm)	Driver's type
134.17.1500	M_45/L+D/1500/28W/3000°K	Profilo alluminio interno "H" + LED 19,6W/m, 24V, 3000°K - Lunghezza 1500 mm - Alimentatore incluso	3000	1500	On/Off



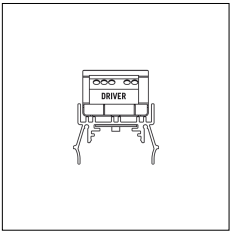
Article code	Name	Description	Light Temperature (°K)	Length (mm)	Driver's type
134.17.2000	M_45/L+D/2000/39W/3000°K	Profilo alluminio interno "H" + LED 19,6W/m, 24V, 3000°K - Lunghezza 2000 mm - Alimentatore incluso	3000	2000	On/Off



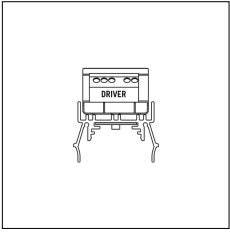
Article code	Name	Description	Light Temperature (°K)	Length (mm)	Driver's type
134.17.500.4000	M_45/L+D/500/9W/4000°K	Profilo alluminio interno "H" + LED 19.6W/m, 24V, 4000°K - Lunghezza 500 mm - Alimentatore incluso	4000	500	On/Off



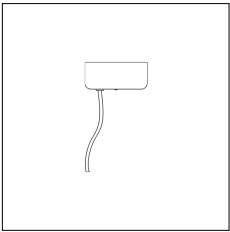
Article code	Name	Description	Light Temperature (°K)	Length (mm)	Driver's type
134.17.1000.4000	M_45/L+D/1008/19.6W/4000°K	Profilo alluminio interno "H" + LED 19.6W/m 24V, 4000°K - Lunghezza 1008 mm - Alimentatore incluso	4000	1000	On/Off



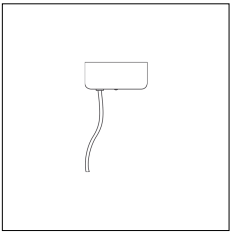
Article code	Name	Description	Light Temperature (°K)	Length (mm)	Driver's type
134.17.1500.4000	M_45/L+D/1500/28W/4000°K	Profilo alluminio interno "H" + LED 19.6W/m, 24V, 4000°K - Lunghezza 1500 mm - Alimentatore incluso	4000	1500	On/Off



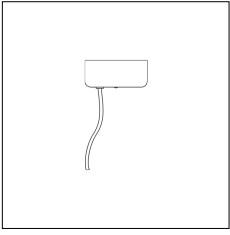
Article code	Name	Description	Light Temperature (°K)	Length (mm)	Driver's type
134.17.2000.4000	M_45/L+D/2000/39W/4000°K	Profilo alluminio interno "H" + LED 19.6W/m, 24V, 4000°K - Lunghezza 2000 mm - Alimentatore incluso	4000	2000	On/Off



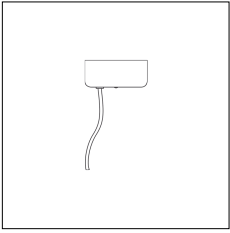
Article code	Name	Description	Colour
1820.0001.2	STRIP/AL-2 L= max 2m	Kit di alimentazione con cavo tripolare lunghezza massima 2 m, finitura nero opaco	Black (2)



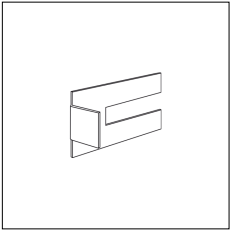
Article code	Name	Description	Colour
1820.0001.4	STRIP/AL-4 L= max 2m	Kit di alimentazione con cavo tripolare lunghezza massima 2 m, finitura bianco seta	White (4)



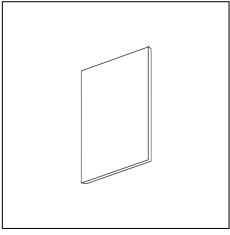
Article code	Name	Description	Colour
1820.0004.2	STRIP/AL5P-2 L= max 5m	Kit di alimentazione con cavo pentapolare lunghezza massima 5 m, finitura nero opaco	Black (2)



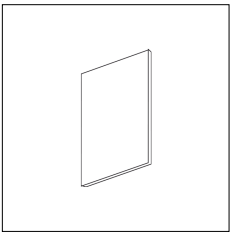
Article code	Name	Description	Colour
1820.0004.4	STRIP/AL5P-4 L= max 5m	Kit di alimentazione con cavo pentapolare lunghezza massima 5 m, finitura bianco seta	White (4)



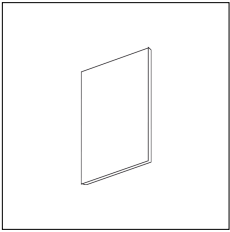
Article code	Name	Description
1320.6145	M_45/SAP Staffa per ancoraggio parete	Staffa per ancoraggio a parete / Wall installation bracket (1 pz.)
1320.6145.10	M_45/SAP Staffa ancoraggio parete - 10 PZ	



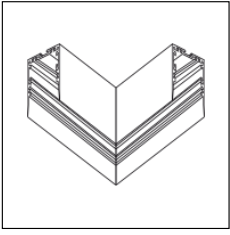
Article code	Name	Description	Colour
134.5145.98	MD_45/TC-98	Testata di chiusura, finitura grigio alluminio/ End cap, finishing grey aluminium (1 pz.)	Grey anodize (98)
134.5145.98.10	MD_45/TC-98 - 10 PZ	Testata di chiusura, finitura grigio alluminio/ End cap, finishing grey aluminium	Grey anodize (98)



Article code	Name	Description	Colour
134.5145.94	MD_45/TC-94	Testata di chiusura, finitura bianco / End cap, finishing white (1 pz.)	White (94)
134.5145.94.10	MD_45/TC-94 - 10 PZ	Testata di chiusura, finitura bianco / End cap, finishing white	White (94)



Article code	Name	Description	Colour
134.5145.92	MD_45/TC-92	Testata di chiusura, finitura nero / End cap, finishing black (1 pz.)	Black (92)
134.5145.92.10	MD_45/TC-92 - 10 PZ	Testata di chiusura, finitura nero / End cap, finishing black	Black (92)



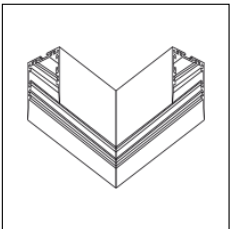
Article code	Name	Description
134.2145	MD_45/G090	Connessione ad angolo orizzontale 90°, / Horizontal connection corner 90°



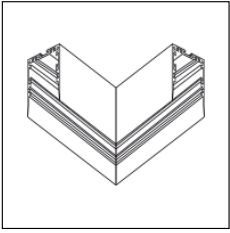
Article code	Name	Description
134.3145	Taglio angolare verticale 90°	



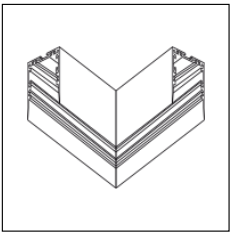
Article code	Name	Description
134.4145	Taglio angolare verticale 270°	



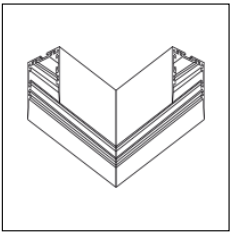
Article code	Name	Description	Colour
134.2145.92	*Angolo finito orizzontale 90°		Black (92)



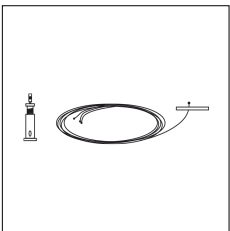
Article code	Name	Description	Colour
134.2145.94	*Angolo finito orizzontale 90°		White (94)



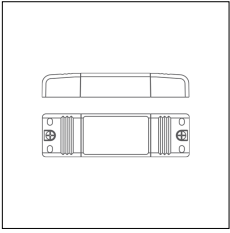
Article code	Name	Description	Colour
134.21459.92	*MD_45		Black (92)



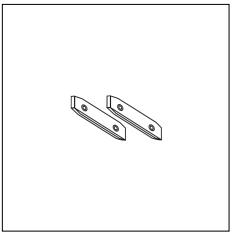
Article code	Name	Description	Colour
134.21459.94	*angolo finito orizzontale 90°		White (94)



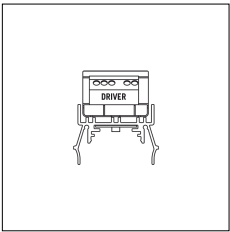
Article code	Name	Description
134.8145	MD_45/KS	Kit sospensione h. 2.5 mt / Hanging kit h. 2.5 mt (1 pz.)



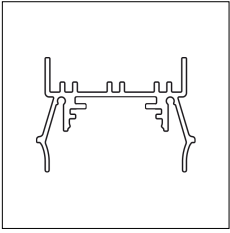
Article code	Name	Description	Watt (W)	Driver's type
1.024060	EOL_Driver LED 24V 60W IP20 SLIM		60	On/Off




Article code	Name	Description
134.7145	MD_45/SRA	Staffe reggi-alimentatore / Driver support brackets




Article code	Name	Description	Watt (W)	Light Temperature (°K)	Length (mm)	Driver's type
1310.45.600.4000	MKC_45/600/12,2W/700mA/4000°K	Profilo alluminio L=600 mm 12,2W 700mA 4000°K CRI>90 - Driver incluso	12,2	4000	600	On/Off



Article code	Name	Description	Length (mm)
134.0145.01	M_45/H/3000 L=3m - EMPTY STANDARD	Profilo alluminio H interna, serie M45 - Senza taglio a misura	3000



Article code	Name	Description
1324.9145.01	M_45/Diffusore Opale L=3m - EMPTY STANDARD	Profilo PC Opale / Compatibile con MX_45, MT_45, MD_45, ML_45 - Senza taglio a misura



Article code	Name	Description
1324.91459.01	M_45/Diffusore Prismatico L=3m - EMPTY STANDARD	Profilo PC Prismatico / Compatibile con MX_45, MT_45, MD_45, ML_45 - Senza taglio a misura