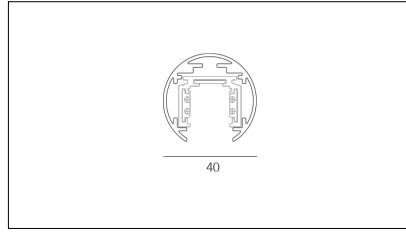

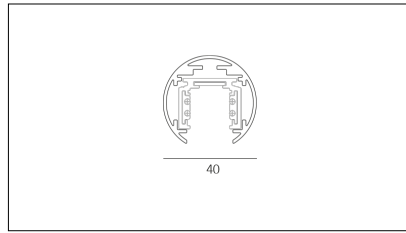
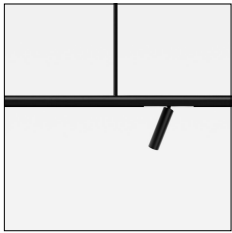


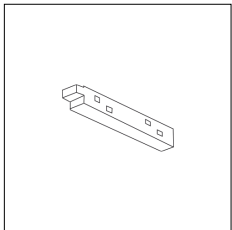
MACROLUX



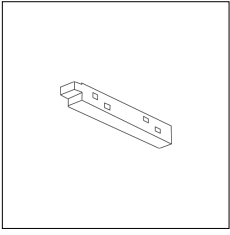
Article code	Article	Colour	Length (mm)
1305.0548.00.94	ME_548/SOSPESO-94 L=max 3 m	White (94)	
1305.0548.K1.94	ME_548/SOSPESO/1000/48V-94	White (94)	1000
1305.0548.K2.94	ME_548/SOSPESO/2000/48V-94	White (94)	2000
1305.0548.K3.94	ME_548/SOSPESO/3000/48V-94	White (94)	3000



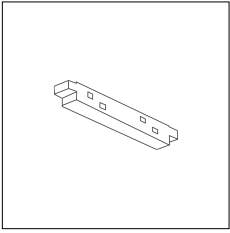
Article code	Article	Colour	Length (mm)
1305.0548.00.92	ME_548/SOSPESO-92 L=max 3 m	Black (92)	
1305.0548.K1.92	ME_548/SOSPESO/1000/48V-92	Black (92)	1000
1305.0548.K2.92	ME_548/SOSPESO/2000/48V-92	Black (92)	2000
1305.0548.K3.92	ME_548/SOSPESO/3000/48V-92	Black (92)	3000



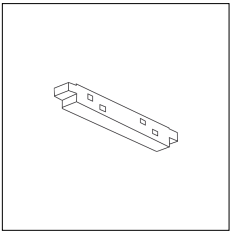
Article code	Name	Description	Colour
1305.6048.92	ME_48/AL-92	Testata di alimentazione per binario 48V a plafone - Finitura nero	Black (92)



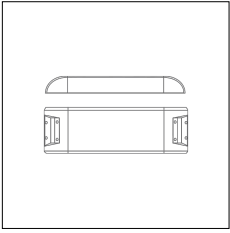
Article code	Name	Description	Colour
1305.6048.94	ME_48/AL-94	Testata di alimentazione per binario 48V a plafone - Finitura bianco	White (94)



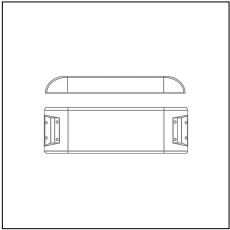
Article code	Name	Description	Colour
1305.1048.92	ME_48/GL-92	Giunzione lineare per binario 48V - Finitura nero	Black (92)



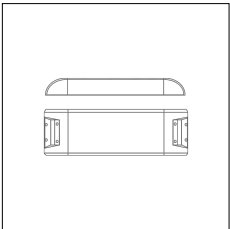
Article code	Name	Description	Colour
1305.1048.94	ME_48/GL-94	Giunzione lineare per binario 48V - Finitura bianco	White (94)



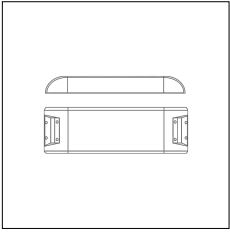
Article code	Name	Description	Watt (W)	Driver's type
1.048075	Driver Constant Voltage 77W/48V IP67	Driver Costant Voltage 48V: 200-305V/76.8W 100-180V/60W	77	On/Off



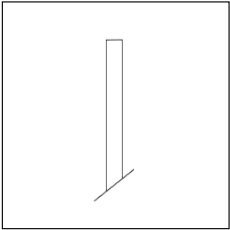
Article code	Name	Description	Watt (W)	Driver's type
1.048100	Driver Constant Voltage 100W/48V IP67		96	On/Off



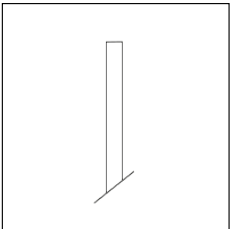
Article code	Name	Description	Watt (W)	Driver's type
1.048150	Driver Constant Voltage 150W/48V IP67	Driver Costant Voltage 48V: 200-305V/150W 100-180V/105W	150	On/Off



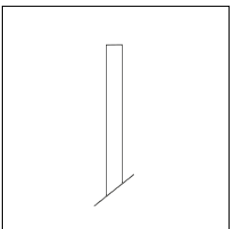
Article code	Name	Description	Watt (W)	Driver's type
1.048240	Driver Constant Voltage 240W/48V IP67	Driver Costant Voltage 48V: 200-305V/240W 100-180V/180W	240	On/Off



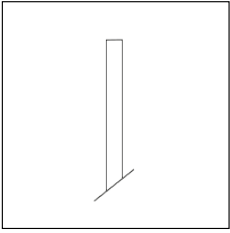
Article code	Name	Description	Colour
1305.0024.1000.94	ME_548/TIGE/1000-94	Tige sospensione L=1000 bianco seta	White (94)



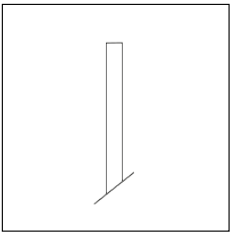
Article code	Name	Description	Colour
1305.0024.1000.92	ME_548/TIGE/1000-92	Tige sospensione L=1000 nero opaco	Black (92)



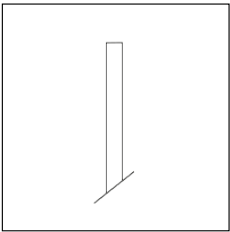
Article code	Name	Description	Colour
1305.0024.500.94	ME_548/TIGE/500-94	Tige sospensione L=500 bianco seta	White (94)



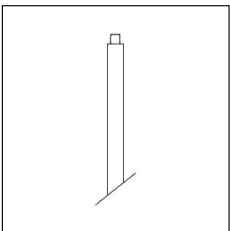
Article code	Name	Description	Colour
1305.0024.500.92	ME_548/TIGE/500-92	Tige sospensione L=500 nero opaco	Black (92)



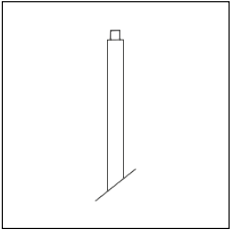
Article code	Name	Description	Colour
1305.0024.300.94	ME_548/TIGE/300-94	Tige sospensione L=300 bianco seta	White (94)



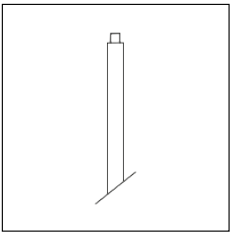
Article code	Name	Description	Colour
1305.0024.300.92	ME_548/TIGE/300-92	Tige sospensione L=300 nero opaco	Black (92)



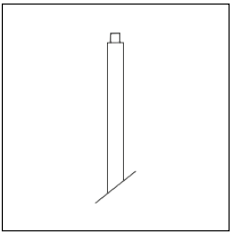
Article code	Name	Description	Colour
1305.0124.500.92	ME_548/TP/500-92	Prolunga per Tige L=500 nero opaco	Black (92)



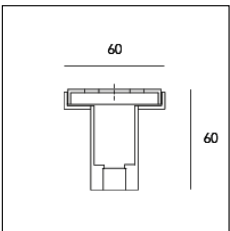
Article code	Name	Description	Colour
1305.0124.500.94	ME_548/TP/500-94	Prolunga per Tige L=500 bianco seta	White (94)



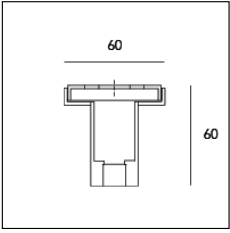
Article code	Name	Description	Colour
1305.0124.1000.92	ME_548/TP/1000-92	Prolunga per Tige L=1000 nero opaco	Black (92)



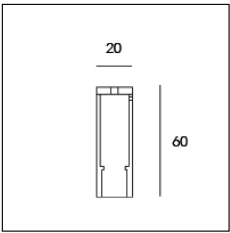
Article code	Name	Description	Colour
1305.0124.1000.94	ME_548/TP/1000-94	Prolunga per Tige L=1000 bianco seta	White (94)



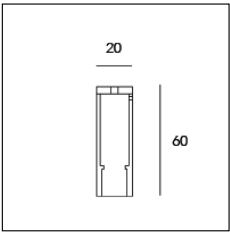
Article code	Name	Description	Colour
1305.0026.92	ME_548/RA-92	Rosone alimentazione nero opaco	Black (92)



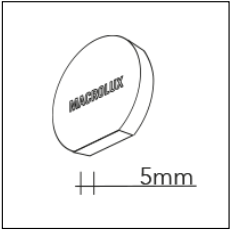
Article code	Name	Description	Colour
1305.0026.94	ME_548/RA-94	Rosone alimentazione bianco seta	White (94)



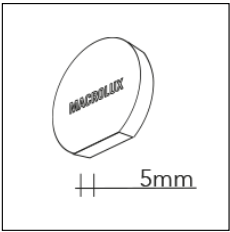
Article code	Name	Description	Colour
1305.0027.92	ME_548/AS-92	Attacco sospensione nero opaco	Black (92)



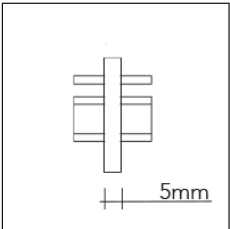
Article code	Name	Description	Colour
1305.0027.94	ME_548/AS-94	Attacco sospensione bianco seta	White (94)



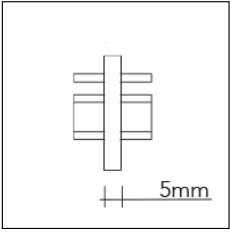
Article code	Name	Description	Colour
1305.5548.92	ME_548/TC-2		Black (92)
1305.5548.92.10	ME_548/TC-2 - 10 PZ		Black (92)



Article code	Name	Description	Colour
1305.5548.94	ME_548/TC-4		White (94)



Article code	Name	Description	Colour
1305.1548.92	ME_548/GL-2		Black (92)



Article code	Name	Description	Colour
1305.1548.94	ME_548/GL-4		White (94)



Article code	Name	Description	Length (mm)
1305.0023.1100	ME_548/CA/1100	Cavo di alimentazione 4 poli L=1100 completo di morsettiera	1100



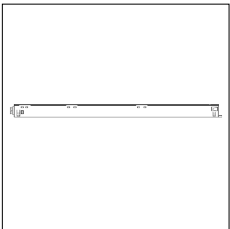
Article code	Name	Description	Length (mm)
1305.0023.600	ME_548/CA/600	Cavo di alimentazione 4 poli L=800 completo di morsettiera	600



Article code	Name	Description	Length (mm)
1305.0023.2100	ME_548/CA/2100	Cavo di alimentazione 4 poli L=2100 completo di morsettiera	2100



Article code	Name	Description	Length (mm)
1305.0023.1600	ME_548/CA/1600	Cavo di alimentazione 4 poli L=1600 completo di morsettiera	1600



Article code	Name	Description	Watt (W)	Driver's type	Colour
1.048100.H	Driver Constant Voltage 100W/48V IP20 BLACK	Driver Costant Voltage 48V: 220-240V/100W Driver "invisible" per alimentazione diretta completo di cablaggio	100	On/Off	Black (92)