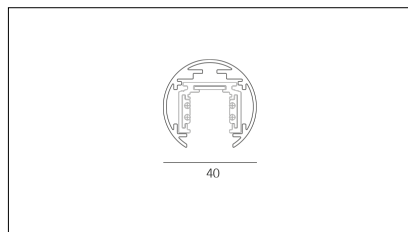
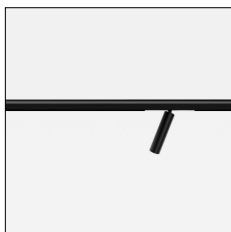
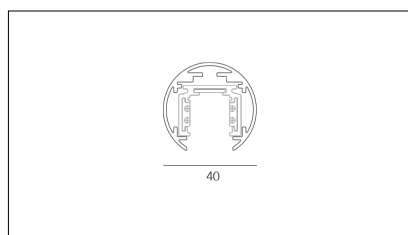



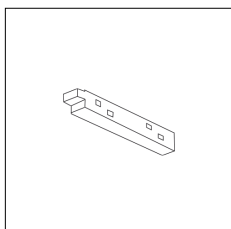
# MACROLUX



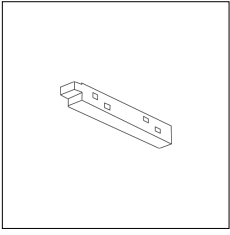
Article code	Article	Colour	Length (mm)
1305.1548.00.92	ME_548/PLAFONE-92 L=max 3 m	Black (92)	
1305.1548.K1.92	ME_548/PLAFONE/1000/48V-92	Black (92)	1000
1305.1548.K2.92	ME_548/PLAFONE/2000/48V-92	Black (92)	2000
1305.1548.K3.92	ME_548/PLAFONE/3000/48V-92	Black (92)	3000



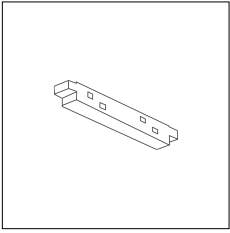
Article code	Article	Colour	Length (mm)
1305.1548.00.94	ME_548/PLAFONE-94 L=max 3 m	White (94)	
1305.1548.K1.94	ME_548/PLAFONE/1000/48V-94	White (94)	1000
1305.1548.K2.94	ME_548/PLAFONE/2000/48V-94	White (94)	2000
1305.1548.K3.94	ME_548/PLAFONE/3000/48V-94	White (94)	3000



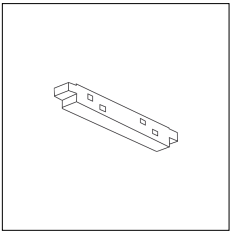
Article code	Name	Description	Colour
1305.6048.92	ME_48/AL-92	Testata di alimentazione per binario 48V a plafone - Finitura nero	Black (92)



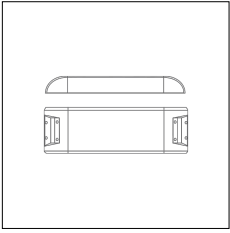
Article code	Name	Description	Colour
1305.6048.94	ME_48/AL-94	Testata di alimentazione per binario 48V a plafone - Finitura bianco	White (94)



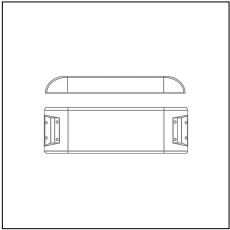
Article code	Name	Description	Colour
1305.1048.92	ME_48/GL-92	Giunzione lineare per binario 48V - Finitura nero	Black (92)



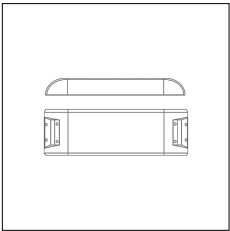
Article code	Name	Description	Colour
1305.1048.94	ME_48/GL-94	Giunzione lineare per binario 48V - Finitura bianco	White (94)



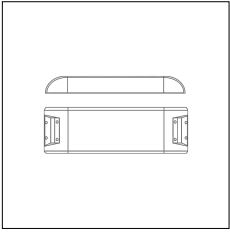
Article code	Name	Description	Watt (W)	Driver's type
1.048075	Driver Constant Voltage 77W/48V IP67	Driver Costant Voltage 48V: 200-305V/76.8W   100-180V/60W	77	On/Off



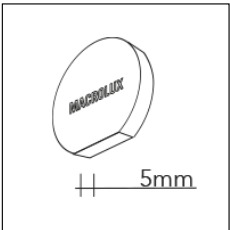
Article code	Name	Description	Watt (W)	Driver's type
1.048100	Driver Constant Voltage 100W/48V IP67		96	On/Off



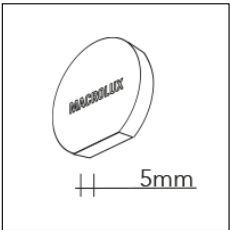
Article code	Name	Description	Watt (W)	Driver's type
1.048150	Driver Constant Voltage 150W/48V IP67	Driver Costant Voltage 48V: 200-305V/150W   100-180V/105W	150	On/Off



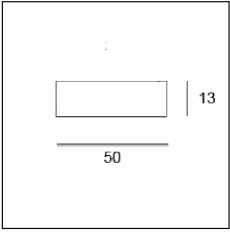
Article code	Name	Description	Watt (W)	Driver's type
1.048240	Driver Constant Voltage 240W/48V IP67	Driver Costant Voltage 48V: 200-305V/240W   100-180V/180W	240	On/Off



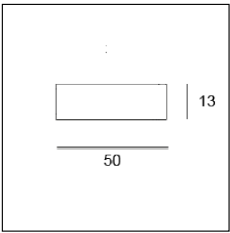
Article code	Name	Description	Colour
1305.5548.92	ME_548/TC-2		Black (92)
1305.5548.92.10	ME_548/TC-2 - 10 PZ		Black (92)



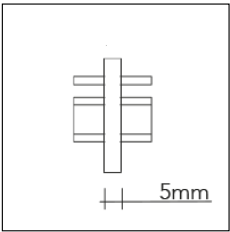
Article code	Name	Description	Colour
1305.5548.94	ME_548/TC-4		White (94)



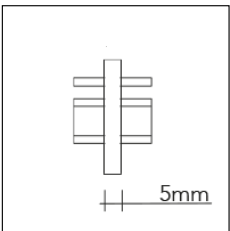
Article code	Name	Description	Colour
1305.8548.92	ME_548/AP-92	Attacco a plafone nero opaco	Black (92)



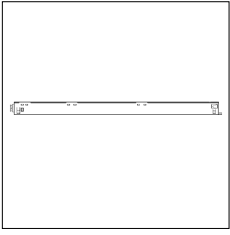
Article code	Name	Description	Colour
1305.8548.94	ME_548/AP-94	Attacco a plafone bianco seta	White (94)



Article code	Name	Description	Colour
1305.1548.92	ME_548/GL-2		Black (92)



Article code	Name	Description	Colour
1305.1548.94	ME_548/GL-4		White (94)



Article code	Name	Description	Watt (W)	Driver's type	Colour
1.048100.H	Driver Constant Voltage 100W/48V IP20 BLACK	Driver Costant Voltage 48V: 220-240V/100W   Driver "invisible" per alimentazione diretta completo di cablaggio	100	On/Off	Black (92)