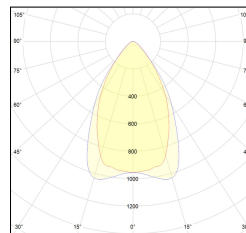
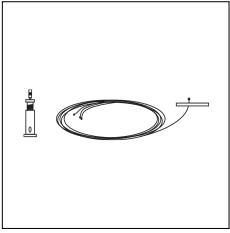


Article code	Article	Colour	Light Temperature (°K)	Type Lens	Watt (W)	Length (mm)
2210.2810.01.4000.06.92	worklife system sospeso biemissione /2810/4000-92#	Black (92)	4000	Wide 100° Satin	114	2810
2210.2810.01.4000.07.92	worklife system sospeso biemissione /2810/4000-92#	Black (92)	4000	Medium 60° UGR	114	2810
2210.2810.01.4000.08.92	worklife system sospeso biemissione /2810/4000-92#	Black (92)	4000	Narrow 30°	114	2810
2210.2810.08.01.92	worklife system sospeso biemissione /2810/3000-92#	Black (92)	3000	Symmetric 1	114	2810
2210.2810.08.02.92	worklife system sospeso biemissione /2810/3000-92#	Black (92)	3000	Symmetric 2	114	2810
2210.2810.08.03.92	worklife system sospeso biemissione /2810/3000-92#	Black (92)	3000	Asymmetric	114	2810
2210.2810.08.04.92	worklife system sospeso biemissione /2810/3000-92#	Black (92)	3000	Extra Wide 110°	114	2810
2210.2810.08.05.92	worklife system sospeso biemissione /2810/3000-92#	Black (92)	3000	Wide 90°	114	2810
2210.2810.08.06.92	worklife system sospeso biemissione /2810/3000-92#	Black (92)	3000	Wide 100° Satin	114	2810
2210.2810.08.07.92	WL/BI/2810/M60°/3000°K-92 DALI/PUSH	Black (92)	3000	Medium 60° UGR	114	2810
2210.2810.08.08.92	worklife system sospeso biemissione /2810/3000-92#	Black (92)	3000	Narrow 30°	114	2810
2210.2810.08.4000.01.92	worklife system sospeso biemissione /2810/4000-92#	Black (92)	4000	Symmetric 1	114	2810
2210.2810.08.4000.02.92	worklife system sospeso biemissione /2810/4000-92#	Black (92)	4000	Symmetric 2	114	2810
2210.2810.08.4000.03.92	worklife system sospeso biemissione /2810/4000-92#	Black (92)	4000	Asymmetric	114	2810
2210.2810.08.4000.04.92	worklife system sospeso biemissione /2810/4000-92#	Black (92)	4000	Extra Wide 110°	114	2810
2210.2810.08.4000.05.92	worklife system sospeso biemissione /2810/4000-92#	Black (92)	4000	Wide 90°	114	2810
2210.2810.08.4000.06.92	worklife system sospeso biemissione /2810/4000-92#	Black (92)	4000	Wide 100° Satin	114	2810
2210.2810.08.4000.07.92	worklife system sospeso biemissione /2810/4000-92#	Black (92)	4000	Medium 60° UGR	114	2810
2210.2810.08.4000.08.92	worklife system sospeso biemissione /2810/4000-92#	Black (92)	4000	Narrow 30°	114	2810

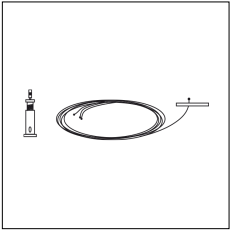


Article code	Article	Colour	Light Temperature (°K)	Type Lens	Watt (W)	Length (mm)
2210.1130.01.01.94	worklife system sospeso biemissione /1130/3000-94#	White (94)	3000	Symmetric 1	45	1130
2210.1130.01.02.94	worklife system sospeso biemissione /1130/3000-94#	White (94)	3000	Symmetric 2	45	1130
2210.1130.01.03.94	worklife system sospeso biemissione /1130/3000-94#	White (94)	3000	Asymmetric	45	1130
2210.1130.01.04.94	worklife system sospeso biemissione /1130/3000-94#	White (94)	3000	Extra Wide 110°	45	1130
2210.1130.01.05.94	worklife system sospeso biemissione /1130/3000-94#	White (94)	3000	Wide 90°	45	1130
2210.1130.01.06.94	worklife system sospeso biemissione /1130/3000-94#	White (94)	3000	Wide 100° Satin	45	1130
2210.1130.01.07.94	worklife system sospeso biemissione /1130/3000-94#	White (94)	3000	Medium 60° UGR	45	1130
2210.1130.01.08.94	worklife system sospeso biemissione /1130/3000-94#	White (94)	3000	Narrow 30°	45	1130
2210.1130.01.4000.01.94	worklife system sospeso biemissione /1130/4000-94#	White (94)	4000	Symmetric 1	45	1130
2210.1130.01.4000.02.94	worklife system sospeso biemissione /1130/4000-94#	White (94)	4000	Symmetric 2	45	1130
2210.1130.01.4000.03.94	worklife system sospeso biemissione /1130/4000-94#	White (94)	4000	Asymmetric	45	1130
2210.1130.01.4000.04.94	worklife system sospeso biemissione /1130/4000-94#	White (94)	4000	Extra Wide 110°	45	1130
2210.1130.01.4000.05.94	worklife system sospeso biemissione /1130/4000-94#	White (94)	4000	Wide 90°	45	1130
2210.1130.01.4000.06.94	worklife system sospeso biemissione /1130/4000-94#	White (94)	4000	Wide 100° Satin	45	1130
2210.1130.01.4000.07.94	WL/BI/1130/M60°/4000°K-94	White (94)	4000	Medium 60° UGR	45	1130
2210.1130.01.4000.08.94	worklife system sospeso biemissione /1130/4000-94#	White (94)	4000	Narrow 30°	45	1130
2210.1130.08.01.94	worklife system sospeso biemissione /1130/3000-94#	White (94)	3000	Symmetric 1	45	1130
2210.1130.08.02.94	worklife system sospeso biemissione /1130/3000-94#	White (94)	3000	Symmetric 2	45	1130
2210.1130.08.03.94	worklife system sospeso biemissione /1130/3000-94#	White (94)	3000	Asymmetric	45	1130
2210.1130.08.04.94	worklife system sospeso biemissione /1130/3000-94#	White (94)	3000	Extra Wide 110°	45	1130
2210.1130.08.05.94	worklife system sospeso biemissione /1130/3000-94#	White (94)	3000	Wide 90°	45	1130
2210.1130.08.06.94	worklife system sospeso biemissione /1130/3000-94#	White (94)	3000	Wide 100° Satin	45	1130
2210.1130.08.07.94	worklife system sospeso biemissione /1130/3000-94#	White (94)	3000	Medium 60° UGR	45	1130
2210.1130.08.08.94	worklife system sospeso biemissione /1130/3000-94#	White (94)	3000	Narrow 30°	45	1130
2210.1130.08.4000.01.94	worklife system sospeso biemissione /1130/4000-94#	White (94)	4000	Symmetric 1	45	1130
2210.1130.08.4000.02.94	worklife system sospeso biemissione /1130/4000-94#	White (94)	4000	Symmetric 2	45	1130
2210.1130.08.4000.03.94	worklife system sospeso biemissione /1130/4000-94#	White (94)	4000	Asymmetric	45	1130

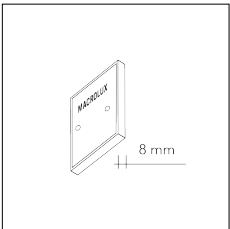
Article code	Article	Colour	Light Temperature (°K)	Type Lens	Watt (W)	Length (mm)
2210.2250.08.06.94	worklife system sospeso biemissione /2250/3000-94#	White (94)	3000	Wide 100° Satin	92	2250
2210.2250.08.07.94	WL/BI/2250/M60°/3000°K-94 DALI/PUSH	White (94)	3000	Medium 60° UGR	92	2250
2210.2250.08.08.94	worklife system sospeso biemissione /2250/3000-94#	White (94)	3000	Narrow 30°	92	2250
2210.2250.08.4000.01.94	worklife system sospeso biemissione /2250/4000-94#	White (94)	4000	Symmetric 1	92	2250
2210.2250.08.4000.02.94	worklife system sospeso biemissione /2250/4000-94#	White (94)	4000	Symmetric 2	92	2250
2210.2250.08.4000.03.94	worklife system sospeso biemissione /2250/4000-94#	White (94)	4000	Asymmetric	92	2250
2210.2250.08.4000.04.94	worklife system sospeso biemissione /2250/4000-94#	White (94)	4000	Extra Wide 110°	92	2250
2210.2250.08.4000.05.94	worklife system sospeso biemissione /2250/4000-94#	White (94)	4000	Wide 90°	92	2250
2210.2250.08.4000.06.94	worklife system sospeso biemissione /2250/4000-94#	White (94)	4000	Wide 100° Satin	92	2250
2210.2250.08.4000.07.94	worklife system sospeso biemissione /2250/4000-94#	White (94)	4000	Medium 60° UGR	92	2250
2210.2250.08.4000.08.94	worklife system sospeso biemissione /2250/4000-94#	White (94)	4000	Narrow 30°	92	2250
2210.2810.01.01.94	worklife system sospeso biemissione /2810/3000-94#	White (94)	3000	Symmetric 1	114	2810
2210.2810.01.02.94	worklife system sospeso biemissione /2810/3000-94#	White (94)	3000	Symmetric 2	114	2810
2210.2810.01.03.94	worklife system sospeso biemissione /2810/3000-94#	White (94)	3000	Asymmetric	114	2810
2210.2810.01.04.94	worklife system sospeso biemissione /2810/3000-94#	White (94)	3000	Extra Wide 110°	114	2810
2210.2810.01.05.94	worklife system sospeso biemissione /2810/3000-94#	White (94)	3000	Wide 90°	114	2810
2210.2810.01.06.94	worklife system sospeso biemissione /2810/3000-94#	White (94)	3000	Wide 100° Satin	114	2810
2210.2810.01.07.94	worklife system sospeso biemissione /2810/3000-94#	White (94)	3000	Medium 60° UGR	114	2810
2210.2810.01.08.94	worklife system sospeso biemissione /2810/3000-94#	White (94)	3000	Narrow 30°	114	2810
2210.2810.01.4000.01.94	worklife system sospeso biemissione /2810/4000-94#	White (94)	4000	Symmetric 1	114	2810
2210.2810.01.4000.02.94	worklife system sospeso biemissione /2810/4000-94#	White (94)	4000	Symmetric 2	114	2810
2210.2810.01.4000.03.94	worklife system sospeso biemissione /2810/4000-94#	White (94)	4000	Asymmetric	114	2810
2210.2810.01.4000.04.94	worklife system sospeso biemissione /2810/4000-94#	White (94)	4000	Extra Wide 110°	114	2810
2210.2810.01.4000.05.94	worklife system sospeso biemissione /2810/4000-94#	White (94)	4000	Wide 90°	114	2810
2210.2810.01.4000.06.94	worklife system sospeso biemissione /2810/4000-94#	White (94)	4000	Wide 100° Satin	114	2810
2210.2810.01.4000.07.94	worklife system sospeso biemissione /2810/4000-94#	White (94)	4000	Medium 60° UGR	114	2810
2210.2810.01.4000.08.94	worklife system sospeso biemissione /2810/4000-94#	White (94)	4000	Narrow 30°	114	2810
2210.2810.08.01.94	worklife system sospeso biemissione /2810/3000-94#	White (94)	3000	Symmetric 1	114	2810
2210.2810.08.02.94	worklife system sospeso biemissione /2810/3000-94#	White (94)	3000	Symmetric 2	114	2810
2210.2810.08.03.94	worklife system sospeso biemissione /2810/3000-94#	White (94)	3000	Asymmetric	114	2810
2210.2810.08.04.94	worklife system sospeso biemissione /2810/3000-94#	White (94)	3000	Extra Wide 110°	114	2810
2210.2810.08.05.94	worklife system sospeso biemissione /2810/3000-94#	White (94)	3000	Wide 90°	114	2810
2210.2810.08.06.94	worklife system sospeso biemissione /2810/3000-94#	White (94)	3000	Wide 100° Satin	114	2810
2210.2810.08.07.94	worklife system sospeso biemissione /2810/3000-94#	White (94)	3000	Medium 60° UGR	114	2810
2210.2810.08.08.94	worklife system sospeso biemissione /2810/3000-94#	White (94)	3000	Narrow 30°	114	2810
2210.2810.08.4000.01.94	worklife system sospeso biemissione /2810/4000-94#	White (94)	4000	Symmetric 1	114	2810
2210.2810.08.4000.02.94	worklife system sospeso biemissione /2810/4000-94#	White (94)	4000	Symmetric 2	114	2810
2210.2810.08.4000.03.94	worklife system sospeso biemissione /2810/4000-94#	White (94)	4000	Asymmetric	114	2810
2210.2810.08.4000.04.94	worklife system sospeso biemissione /2810/4000-94#	White (94)	4000	Extra Wide 110°	114	2810
2210.2810.08.4000.05.94	worklife system sospeso biemissione /2810/4000-94#	White (94)	4000	Wide 90°	114	2810
2210.2810.08.4000.06.94	worklife system sospeso biemissione /2810/4000-94#	White (94)	4000	Wide 100° Satin	114	2810
2210.2810.08.4000.07.94	worklife system sospeso biemissione /2810/4000-94#	White (94)	4000	Medium 60° UGR	114	2810
2210.2810.08.4000.08.94	worklife system sospeso biemissione /2810/4000-94#	White (94)	4000	Narrow 30°	114	2810



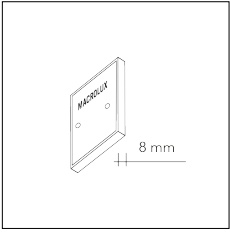
Article code	Name	Description
134.8145	MD_45/KS	Kit sospensione h. 2.5 mt / Hanging kit h. 2.5 mt (1 pz.)



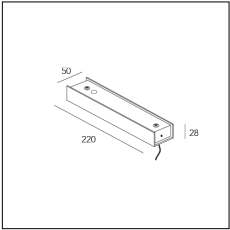
Article code	Name	Description
134.8145.5000	MD_45/KS H= max 5 m	Kit sospensione h. 5.5 mt / Hanging kit h. 5.5 mt (1 pz.)



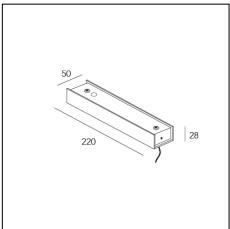
Article code	Name	Description	Colour
2210.5145.92	WL/SY/TC-2	Testata di chiusura per Worklife System - Finitura nera	Black (92)



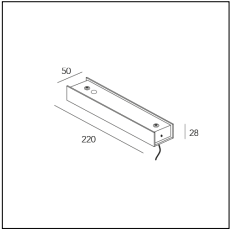
Article code	Name	Description	Colour
2210.5145.94	WL/SY/TC-4	Testata di chiusura per Worklife System - Finitura bianca	White (94)



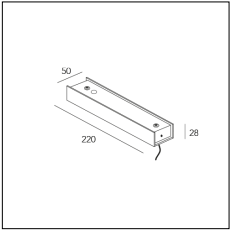
Article code	Name	Description	Colour
1820.0020.2	WL/SY/KA/3P/2000-2	Rosone di alimentazione per Worklife System - Versione 3 poli H=max 2m - Finitura nera	Black (2)



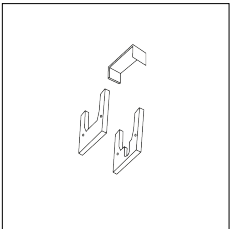
Article code	Name	Description	Colour
1820.0020.4	WL/SY/KA/3P/2000-4	Rosone di alimentazione per Worklife System - Versione 3 poli H=max 2m - Finitura bianca	White (4)



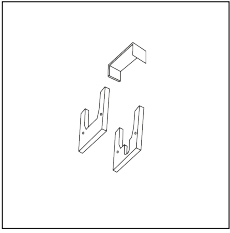
Article code	Name	Description	Colour
1820.0021.2	WL/SY/KA/3P/5000-2	Rosone di alimentazione per Worklife System - Versione 3 poli H=max 5m - Finitura nera	Black (2)



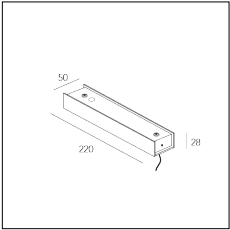
Article code	Name	Description	Colour
1820.0021.4	*WL/SY/KA/3P/5000-4		White (4)



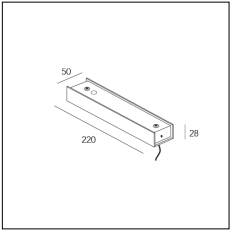
Article code	Name	Description	Colour
2210.1145.92	WL/SY/GL-2	Giunto connessione lineare per Worklife System - Finitura nera	Black (92)



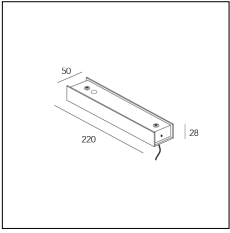
Article code	Name	Description	Colour
2210.1145.94	WL/SY/GL-4	Giunto connessione lineare per Worklife System - Finitura bianco	White (94)



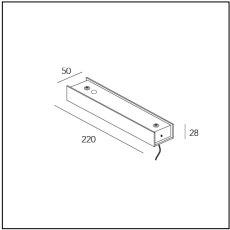
Article code	Name	Description	Colour
1820.0022.2	WL/SY/KA/5P/2000-2	Rosone di alimentazione per Worklife System - Versione 5 poli H=max 2m - Finitura nera	Black (2)



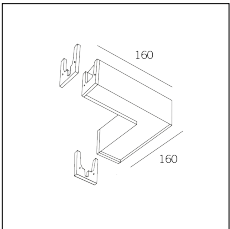
Article code	Name	Description	Colour
1820.0023.2	WL/SY/KA/5P/5000-2	Rosone di alimentazione per Worklife System - Versione 5 poli H=max 5m - Finitura nera	Black (2)



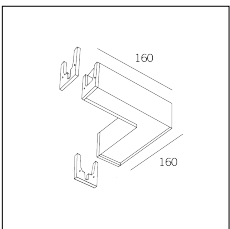
Article code	Name	Description	Colour
1820.0023.4	WL/SY/KA/5P/5000-4	Rosone di alimentazione per Worklife System - Versione 5 poli H=max 5m - Finitura bianco	White (4)



Article code	Name	Description	Colour
1820.0022.4	*WL/SY/KA/5P/2000-4		White (4)



Article code	Name	Description	Colour
2210.2145.92	*WL/SY/G090-2		Black (92)



Article code	Name	Description	Colour
2210.2145.94	WL/SY/G090-4	Modulo angolare per Worklife System - Finitura bianco	White (94)