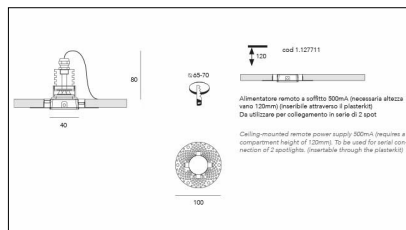
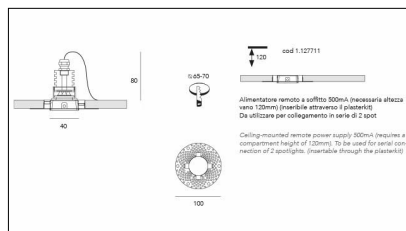



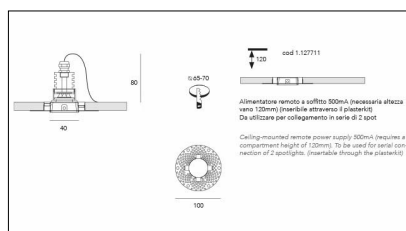

MACROLUX



Codice Articolo	Articolo	Colore	Emissione (°)	Temperatura Luce (°K)	Potenza (W)	Corrente
1912.0040.01.15.2	SLY/INCASSO-2 4.3W 500mA 15° IP67	Nero (2)	15	3000	4.3	500mA
1912.0040.01.15.2700.2	*SLY/INCASSO-2 4.3W 500mA 15° 2700°K	Nero (2)	15	2700	4.3	500mA
1912.0040.01.15.4000.2	*SLY/INCASSO-2 4.3W 500mA 15° 4000°K	Nero (2)	15	4000	4.3	500mA
1912.0040.01.25.2	SLY/INCASSO-2 4.3W 500mA 25° IP67	Nero (2)	25	3000	4.3	500mA
1912.0040.01.25.2700.2	SLY/INCASSO-2 4.3W 500mA 25° 2700°K IP67	Nero (2)	25	2700	4.3	500mA
1912.0040.01.25.4000.2	*SLY/INCASSO-2 4.3W 500mA 25° 4000°K	Nero (2)	25	4000	4.3	500mA
1912.0040.15.2	SLY/INCASSO-2 4.3W max 500mA 15° IP67	Nero (2)	15	3000	4.3	500mA
1912.0040.15.2700.2	*SLY/INCASSO-2 4.3W max 500mA 15° 2700°K	Nero (2)	15	2700	4.3	500mA
1912.0040.15.4000.2	*SLY/INCASSO-2 4.3W max 500mA 15° 4000°K	Nero (2)	15	4000	4.3	500mA
1912.0040.25.2	SLY/INCASSO-2 4.3W max 500mA 25° IP67	Nero (2)	25	3000	4.3	500mA
1912.0040.25.2700.2	SLY/INCASSO-2 4.3W max 500mA 25° 2700°K IP67	Nero (2)	25	2700	4.3	500mA
1912.0040.25.4000.2	*SLY/INCASSO-2 4.3W max 500mA 25° 4000°K	Nero (2)	25	4000	4.3	500mA

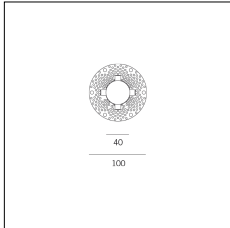


Codice Articolo	Articolo	Colore	Emissione (°)	Temperatura Luce (°K)	Potenza (W)	Corrente
1912.0040.01.15.2700.4	*SLY/INCASSO-4 4.3W 500mA 15° 2700°K	Bianco (4)	15	2700	4.3	500mA
1912.0040.01.15.4	SLY/INCASSO-4 4.3W 500mA 15° IP67	Bianco (4)	15	3000	4.3	500mA
1912.0040.01.15.4000.4	*SLY/INCASSO-4 4.3W 500mA 15° 4000°K	Bianco (4)	15	4000	4.3	500mA
1912.0040.01.25.2700.4	SLY/INCASSO-4 4.3W 500mA 25° 2700°K IP67	Bianco (4)	25	2700	4.3	500mA
1912.0040.01.25.4	SLY/INCASSO-4 4.3W 500mA 25° IP67	Bianco (4)	25	3000	4.3	500mA
1912.0040.01.25.4000.4	*SLY/INCASSO-4 4.3W 500mA 25° 4000°K	Bianco (4)	25	4000	4.3	500mA
1912.0040.15.2700.4	*SLY/INCASSO-4 4.3W max 500mA 15° 2700°K	Bianco (4)	15	2700	4.3	500mA
1912.0040.15.4	SLY/INCASSO-4 4.3W max 500mA 15° IP67	Bianco (4)	15	3000	4.3	500mA
1912.0040.15.4000.4	*SLY/INCASSO-4 4.3W max 500mA 15° 4000°K	Bianco (4)	15	4000	4.3	500mA
1912.0040.25.2700.4	*SLY/INCASSO-4 4.3W max 500mA 25° 2700°K	Bianco (4)	25	2700	4.3	500mA
1912.0040.25.4	SLY/INCASSO-4 4.3W max 500mA 25° IP67	Bianco (4)	25	3000	4.3	500mA
1912.0040.25.4000.4	*SLY/INCASSO-4 4.3W max 500mA 25° 4000°K	Bianco (4)	25	4000	4.3	500mA

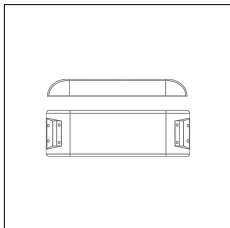


Codice Articolo	Articolo	Colore	Emissione (°)	Temperatura Luce (°K)	Potenza (W)	Corrente
1912.0040.01.15.2700.96	*SLY/INCASSO-96 4.3W 500mA 15° 2700°K	Bronzo (96)	15	2700	4.3	500mA
1912.0040.01.15.4000.96	*SLY/INCASSO-96 4.3W 500mA 15° 4000°K	Bronzo (96)	15	4000	4.3	500mA
1912.0040.01.15.96	SLY/INCASSO-96 4.3W 500mA 15° IP67	Bronzo (96)	15	3000	4.3	500mA

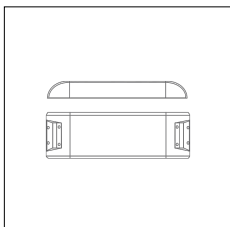
Codice Articolo	Articolo	Colore	Emissione (°)	Temperatura Luce (°K)	Potenza (W)	Corrente
1912.0040.01.25.2700.96	*SLY/INCASSO-96 4.3W 500mA 25° 2700°K	Bronzo (96)	25	2700	4.3	500mA
1912.0040.01.25.4000.96	*SLY/INCASSO-96 4.3W 500mA 25° 4000°K	Bronzo (96)	25	4000	4.3	500mA
1912.0040.01.25.96	SLY/INCASSO-96 4.3W 500mA 25° IP67	Bronzo (96)	25	3000	4.3	500mA
1912.0040.15.2700.96	*SLY/INCASSO-96 4.3W max 500mA 15° 2700°K	Bronzo (96)	15	2700	4.3	500mA
1912.0040.15.4000.96	*SLY/INCASSO-96 4.3W max 500mA 15° 4000°K	Bronzo (96)	15	4000	4.3	500mA
1912.0040.15.96	SLY/INCASSO-96 4.3W max 500mA 15° IP67	Bronzo (96)	15	3000	4.3	500mA
1912.0040.25.2700.96	*SLY/INCASSO-96 4.3W max 500mA 25° 2700°K	Bronzo (96)	25	2700	4.3	500mA
1912.0040.25.4000.96	*SLY/INCASSO-96 4.3W max 500mA 25° 4000°K	Bronzo (96)	25	4000	4.3	500mA
1912.0040.25.96	SLY/INCASSO-96 4.3W max 500mA 25°	Bronzo (96)	25	3000	4.3	500mA



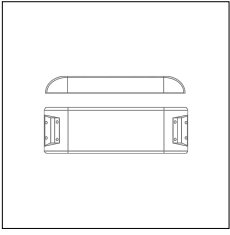
Codice Articolo	Nome	Descrizione	Tipo di incasso
2015.0000	TORCH/PK	Plaster kit per proiettore ad incasso TORCH	Cartongesso



Codice Articolo	Nome	Descrizione	Potenza (W)	Corrente	Tipo di Driver
1.122602	DC 6W 500mA BULL/U	Alimentatore Led 500mA 6W - Tensione Nominale 100 ÷ 240 V	6	500mA	On/Off



Codice Articolo	Nome	Descrizione	Potenza (W)	Corrente	Tipo di Driver
1.127711	DCC 12W 500mA HPFU	Alimentatore elettronico in corrente continua per LED 12W/500mA - Dimensioni 34x19x115mm	12	500mA	On/Off



Codice Articolo	Nome	Descrizione	Potenza (W)	Corrente	Tipo di Driver
1.141060	STCP 6W 500mA HPFU IP54	Alimentatore IP54 6W 500mA	6	500mA	On/Off